

GLASER®		JOHN DEERE						
Lt	Cc	Typ Model Modelo Modèle Modello	Motor Engine Moteur Motore	Baujahr Year Año Année Anno	Chassis	N° Motor N° engine N° Motor N° Moteur N° Motore	Typ Type Tipo Type Tipo	Pg
2,5	2500	1020 Tractor	3.152D	1965-1973			Diesel	12
2,7	2695	1030 Tractor	3164D	1973-1979			Diesel	12
2,9	2940	1040 Tractor	3179D	1976-			Diesel	12
5,4	5400	1055 Combine	6329 D Early			-277548	Diesel	28
6,8	6800	1070D Harvester	6068T				Diesel	36
6,8	6800	1110D Forwarder	6068T				Diesel	36
3,2	3179	1120 Tractor	3164D	1967-1975			Diesel	16
3,2	3179	1130 Tractor	3164D	1967-1975			Diesel	16
2,9	2940	1140 Tractor	3179D	1976-			Diesel	12
5,4	5400	1155 Combine	6329 D Early			-277548	Diesel	28
5,4	5400	1155 Combine	6329 D Early			-277548	Diesel	28
5,4	5400	1157 Combine	6329 D Early			-277548	Diesel	28
5,4	5400	1158 Combine	6329 D Early			-277548	Diesel	28
7,6	7600	1185 Combine	6076				Diesel	42
2,5	2500	135 Power Unit	3.152D				Diesel	12
2,9	2940	1350 Tractor	3179D	1986-1994			Diesel	12
6,8	6800	1410D Forwarder	6068T				Diesel	36
6,8	6800	1450 Combine	6068T				Diesel	36
6,8	6800	1490D Bundler	6068T				Diesel	36
2,5	2500	152 Power Unit	3.152D				Diesel	12
2,7	2700	1520 Tractor	3164D	1966-1975			Diesel	12
2,7	2695	1530 Tractor	3164D	1973-1975			Diesel	12
2,7	2695	1530 Tractor	3164D	1966-1975			Diesel	12
6,8	6800	1550 Combine	6068T				Diesel	36
2,9	2940	1550 Tractor	3179D	1987-1994			Diesel	12
2,9	2940	1630 Tractor	3179D	1973-1979			Diesel	12
3,9	3920	1640 Tractor	4239 D	1980-1982			Diesel	20
2,9	2940	1750 Tractor	3179D	1987-1994			Diesel	12
3,3	3320	180 Power Unit	4202 D	1965-			Diesel	16
3,6	3595	1830 Tractor	4219 D	1973-1979			Diesel	18
3,9	3920	1840 Tractor	4239 D	1980-1982			Diesel	20
2,9	2940	1850 N	3179D	1986-1994			Diesel	12
2,9	2940	1850 Tractor	3179D	1986-1994			Diesel	12
2,9	2940	1950 N	3179T	1992-1997			Diesel	12
2,9	2940	1950 Tractor	3179T	1988-1994			Diesel	12
6,8	6800	200LC Excavator	6068H Later				Diesel	40
3,3	3320	202 Power Unit	4202 D	1965-			Diesel	16
3,3	3320	2020 Tractor	4202 D	1965-1971			Diesel	16
3,6	3595	2030 Tractor	4219 D	1971-1975			Diesel	18
3,6	3595	2030 Tractor	4219 D	1966-1975			Diesel	18
2,7	2695	2040 Tractor	3164D	1966-1975			Diesel	12
2,7	2695	2040 Tractor	3164D	1976-1982			Diesel	12
2,9	2900	2040 Tractor	3179T	1966-1975			Diesel	12
2,9	2940	2040 Tractor	3179D	1976-1982			Diesel	12
3,9	3920	2040 Tractor	4239 D				Diesel	20
6,8	6800	2054 Combine	6068H Later				Diesel	40
6,8	6800	2054 Combine	6068T				Diesel	36
6,8	6800	2054 Harvester	6068T				Diesel	36
3,9	3920	210C BackHoe	4239 D				Diesel	20
3,6	3595	2120 Tractor	4219 D	1969-1972			Diesel	18
3,9	3920	2130 Tractor	4239 D				Diesel	20
4,5	4500	2130 Tractor	4276 D	1973-1977			Diesel	22
4,5	4500	2130 Tractor	4276 T	1973-1977			Diesel	22
2,9	2940	2150 Tractor	3179D	1983-1986			Diesel	12
2,9	2940	2155 Tractor	3179D	1986-1994			Diesel	14
6,8	6800	220LC Excavator	6068H Later				Diesel	40
2,9	2900	2240 Tractor	3179T	1966-1975			Diesel	14
2,9	2940	2240 Tractor	3179D	1976-1982			Diesel	14
3,9	3920	2240 Tractor	4239 D	1980-1982			Diesel	20
3,9	3920	2250 Tractor	4239 D				Diesel	20
3,6	3595	2250 Windrower	4219 D	1973-1979			Diesel	18
6,8	6800	2254 Cane Loader	6068H				Diesel	36
6,8	6800	2254 Combine	6068T				Diesel	36
2,9	2940	2255 Tractor	3179D	1983-1987			Diesel	14
8,1	8100	2256 Combine	6081T				Diesel	46
8,1	8100	2258 Combine	6081T				Diesel	46
8,1	8100	2266 Combine	6081T				Diesel	46
3,3	3320	2270 Windrower	4202 D	1966-1975			Diesel	16
3,6	3595	2270 Windrower	4219 D				Diesel	18
3,6	3595	2270 Windrower	4219 D	1966-1975			Diesel	18
3,3	3320	2280 Windrower	4202 D	1966-1975			Diesel	16
3,6	3595	2280 Windrower	4219 D	1966-1975			Diesel	18
6,8	6800	230LC Excavator	6068H Later				Diesel	40

GLASER®		JOHN DEERE						
Lt	Cc	Typ Model Modelo Modèle Modello	Motor Engine Moteur Motore	Baujahr Year Año Année Anno	Chassis	N° Motor N° engine N° Motor N° Moteur N° Motore	Typ Type Tipo Type Tipo	Pg
3,6	3595	2320 Windrower	4219 D				Diesel	18
3,6	3595	2340 Windrower	4219 D	1966-1975			Diesel	18
3,9	3920	2350 Tractor	4239 D	1983-1986			Diesel	20
2,9	2940	2355 N	3179D	1987-1992			Diesel	14
2,9	2940	2355 N	3179T	1987-1992			Diesel	14
3,9	3920	2355 Tractor	4239 D	1987-1992			Diesel	20
3,9	3920	2360 Windrower	4239 D				Diesel	20
2,9	2900	240 Skid Steer	3029D				Diesel	14
3,6	3595	2420 Windrower	4219 D	1966-1975			Diesel	18
3,6	3595	2420 Windrower	4219 D				Diesel	18
3,6	3595	2440 Tractor	4219 D	1966-1975			Diesel	18
3,9	3920	244E Loader	4239 D				Diesel	20
3,9	3920	2450 Tractor	4239 D	1987-1994			Diesel	20
2,9	2900	250 Skid Steer	3029T	1999-2003			Diesel	14
3,3	3320	2510 Tractor	4202 D	1966-1968			Diesel	16
3,6	3595	2510 Tractor	4219 D	1973-1979			Diesel	18
3,3	3320	2520 Tractor	4202 D	1968-1975			Diesel	16
3,6	3595	2520 Tractor	4219 D	1973-1979			Diesel	18
3,6	3595	2520 Tractor	4219 D	1966-1975			Diesel	18
3,9	3920	2550 Tractor	4239 D	1983-1986			Diesel	20
3,9	3920	2555 Tractor	4239 D	1984-1992			Diesel	20
2,9	2900	260 Skid Steer	3029T	1999-2003			Diesel	14
4,5	4500	2630 Tractor	4045 D				Diesel	22
4,5	4500	2630 Tractor	4276 D	1974-1975			Diesel	22
3,9	3920	2630 Windrower	4239 D				Diesel	20
4,5	4500	2640 Tractor	4045 D				Diesel	22
4,5	4500	2640 Tractor	4276 D	1976-1983			Diesel	22
3,9	3920	2650 Tractor	4239 D	1987-1994			Diesel	20
6,8	6800	270LC Excavator	6068H Later				Diesel	40
4,5	4500	280 Loader	4045D	1998-2004			Diesel	24
5,4	5395	2840 Tractor	6329 D	1977-1979			Diesel	26
5,4	5400	2840 Tractor	6329 D Late			277549-	Diesel	28
3,9	3920	2850 Tractor	4239 D	1986-1994			Diesel	20
3,9	3920	2855 Tractor	4239 D	1987-1992			Diesel	20
3,9	3920	290 Excavator	4239 D				Diesel	20
5,9	5880	2940 Tractor	6359 T	1966-1975			Diesel	30
5,4	5400	2950 Tractor	6329 D Early	1973-1979		-277548	Diesel	28
2,5	2490	300B BackHoe	3164D	1971-			Diesel	12
2,5	2500	300B BackHoe	3.152D				Diesel	12
2,5	2490	300B Loader	3164D	1971-			Diesel	12
2,5	2500	300B Loader	3.152D				Diesel	12
6,8	6800	300B Loader	6068T				Diesel	36
3,7	3700	3010 Tractor	4270D	1963-1972			Diesel	18
2,5	2500	301A Loader	3.152D				Diesel	12
2,5	2500	301A Tractor	3.152D				Diesel	12
3,7	3700	3020 Tractor	4270D	1964-1972		-122999	Diesel	18
5,4	5395	3030 Tractor	6329 D	1973-1979			Diesel	26
5,4	5400	3030 Tractor	6329 D Early	1973-1979		-277548	Diesel	28
5,4	5400	3030 Tractor	6329 D Late			277549-	Diesel	28
5,4	5400	3040 Tractor	6329 D Early	1973-1979		-277548	Diesel	28
2,5	2490	310 BackHoe	3164D	1966-			Diesel	12
3,9	3920	310 BackHoe	4239 D				Diesel	20
2,5	2490	310 Loader	3164D	1966-			Diesel	12
2,5	2500	310 Tractor	3.152D	1966-1973			Diesel	12
4,5	4500	310G BackHoe	4045T	2002-2008			Diesel	24
5,4	5395	3120 Tractor	6329 D	1973-1979			Diesel	26
5,4	5400	3120 Tractor	6329 D Early	1973-1979		-277548	Diesel	30
5,4	5395	3130 Tractor	6329 D	1973-1979			Diesel	26
5,4	5400	3130 Tractor	6329 D Early	1973-1979		-277548	Diesel	30
5,4	5400	3130 Tractor	6329 D Late	277549-			Diesel	30
5,4	5400	3140 Tractor	6329 D Early	1973-1979		-277548	Diesel	30
3,9	3920	315 BackHoe	4239 D				Diesel	20
3,3	3320	3300 Combine	4202 D	1966-1975			Diesel	16
8,1	8100	330CR Excavator	6081H Late				Diesel	48
8,1	8100	330CR Excavator	6081T				Diesel	46
6,8	6800	330LC Excavator	6068H Later				Diesel	40
8,1	8100	330LC Excavator	6081H Late				Diesel	48
8,1	8100	330LC Excavator	6081T	1999-			Diesel	46
4,5	4500	340D Ind.	4045D	1992-2001			Diesel	24
4,5	4500	340D Skidder	4276 D				Diesel	22
4,5	4500	340D Skidder	4276 T				Diesel	22
4,5	4500	344E Ind.	4045D	1992-2001			Diesel	24
4,5	4500	344E Loader	4276 D				Diesel	22

GLASER®		JOHN DEERE						
Lt	Cc	Typ Model Modelo Modèle Modello	Motor Engine Moteur Motore	Baujahr Year Año Année Anno	Chassis	N° Motor N° engine N° Motor N° Moteur N° Motore	Typ Type Tipo Type Tipo	Pg
2,5	2500	350 C Tractor	3.152D				Diesel	12
2,5	2500	350B Tractor	3.152D				Diesel	12
6,8	6800	360DC Skidder	6068T				Diesel	36
6,8	6800	360DG Grapple	6068T				Diesel	36
6,8	6800	370 Excavator	6068H Later				Diesel	40
8,1	8100	370 Excavator	6081H Late				Diesel	48
8,1	8100	370 Excavator	6081T				Diesel	46
3,3	3320	400 Industrial	4202 D	1965-		201000-	Diesel	16
6,6	6600	4000 Tractor	6404D	1969-1972			Diesel	32
6,6	6600	4000 Tractor	6404D	1969-1972			Diesel	32
3,9	3920	400G C.Dozer	4239 D				Diesel	20
3,6	3595	401 Tractor	4219 D	1966-1975			Diesel	18
6,6	6600	4010 Tractor	6404D	1972-			Diesel	32
3,6	3595	401A BackHoe	4219 D			201000-	Diesel	18
6,6	6600	4020 Tractor	6404D	1963-1972			Diesel	32
6,6	6600	4020 Tractor	6404D	1963-1972	-200999		Diesel	32
6,6	6600	4020 Tractor	6404D	1971-1972			Diesel	32
5	5000	4030 Tractor	6303 D	1966-1975			Diesel	26
5,4	5395	4030 Tractor	6329 D	1973-1977			Diesel	26
5,4	5400	4030 Tractor	6329 D Early	1973-1977		-277548	Diesel	30
5,4	5400	4030 Tractor	6329 D Late			-277549-	Diesel	30
6,6	6600	4040 Tractor	6404 D	1978-1982		-214999	Diesel	32
6,6	6600	4040 Tractor	6404D	1978-1982			Diesel	32
6,6	6600	4040 Tractor	6404D	1978-1982			Diesel	32
7,6	7600	4050 Tractor	6466A	1983-1988			Diesel	44
7,6	7600	4050 Tractor	6466D	1983-1988			Diesel	40
7,6	7600	4050 Tractor	6466T	1983-1988			Diesel	44
7,6	7600	4055 Tractor	6076	1988-1992			Diesel	42
7,6	7600	4055 Tractor	6466D	1983-1992			Diesel	40
5,4	5395	4080 Tractor	6329 D				Diesel	26
5,4	5400	4080 Tractor	6329 D Late			277549-	Diesel	30
3,6	3595	410 BackHoe	4219 D				Diesel	18
4,5	4500	410 BackHoe	4276 D				Diesel	22
4,5	4500	410C Ind.	4045D	1992-2001			Diesel	24
4,5	4500	410D Ind.	4045D	1992-2001			Diesel	24
3,9	3920	415 BackHoe	4239 D			-214999	Diesel	20
6,6	6600	4230 Tractor	6404 D	1973-1977			Diesel	32
6,6	6600	4230 Tractor	6404D	1973-1977			Diesel	32
6,6	6600	4230 Tractor	6404T	1973-1977			Diesel	32
7,6	7600	4240 S Tractor	6466D	1981-1984			Diesel	40
6,6	6600	4240 Tractor	6404 D	1978-1982	-214999		Diesel	32
7,6	7600	4240 Tractor	6466D	1978-1982			Diesel	40
7,6	7600	4250 Tractor	6466T	1983-1988			Diesel	44
7,6	7600	4255 Tractor	6076	1988-1992			Diesel	42
6,8	6800	430B Loader	6068T				Diesel	36
7,6	7600	4350 Tractor	6466T	1985-1993			Diesel	44
3,3	3320	440 Industrial	4202 D	1965-			Diesel	16
3,3	3320	440 Log Skidder	4202 D	1965-			Diesel	16
3,3	3320	4400 Combine	4202 D	1966-1975			Diesel	16
5,4	5395	4400 Combine	6329 D	1966-1975			Diesel	26
5,4	5400	4400 Combine	6329 D Early			-277548	Diesel	30
5,4	5400	4400 Combine	6329 D Late			277549-	Diesel	30
3,3	3320	440A Log Skidder	4202 D	1965-			Diesel	16
3,3	3320	440B Log Skidder	4202 D	1965-			Diesel	16
4,5	4500	440C Ind.	4045D	1992-2001			Diesel	24
4,5	4500	440C Skidder	4276 D				Diesel	22
4,5	4500	440C Skidder	4276 T				Diesel	22
5,4	5395	4420 Combine	6329 D	1966-1975			Diesel	26
5,4	5400	4420 Combine	6329 D Late			277549-	Diesel	30
6,6	6600	4430 Tractor	6404A	1973-1977			Diesel	32
6,6	6600	4430 Tractor	6404T	1973-1977			Diesel	32
6,6	6600	4440 Tractor	6404 D	1978-1982	-214999		Diesel	32
7,6	7600	4440 Tractor	6466T	1978-1982			Diesel	44
4,5	4500	444D Loader	4276 T				Diesel	22
5,4	5395	444D Loader	6329 D				Diesel	26
7,6	7600	4450 Tractor	6466T	1983-1988			Diesel	44
7,6	7600	4455 Tractor	6076	1988-1992			Diesel	42
4,5	4500	448D Skidder	4276 T				Diesel	22
3,3	3320	450 Industrial	4202 D	1965-			Diesel	16
4,5	4500	450 Industrial	4045D	1992-2001			Diesel	24
4,5	4500	450 Industrial	4045T	1998-2002			Diesel	24

GLASER®		JOHN DEERE						
Lt	Cc	Typ Model Modelo Modèle Modello	Motor Engine Moteur Motore	Baujahr Year Año Année Anno	Chassis	N° Motor N° engine N° Motor N° Moteur N° Motore	Typ Type Tipo Type Tipo	Pg
4,5	4500	450E C.Dozer	4276 T				Diesel	22
4,5	4500	450G C.Dozer	4276 D				Diesel	22
4,5	4500	450G C.Dozer	4276 T				Diesel	22
4,5	4500	450H Crawler Dozer	4045D				Diesel	24
4,5	4500	450H Crawler Dozer	4045T				Diesel	24
6,6	6600	4520 Tractor	6404T	1969-1970			Diesel	32
7,6	7600	4555 Tractor	6076	1988-1992			Diesel	42
3,6	3595	455D C.Loader	4219 D				Diesel	18
4,5	4500	455E C.Loader	4276 T				Diesel	22
4,5	4500	455G C.Loader	4276 D				Diesel	22
7,6	7600	4560 Tractor	6076	1992-1994			Diesel	42
6,8	6800	460DC Skidder	6068T				Diesel	36
6,8	6800	460DG Grapple	6068T				Diesel	36
6,6	6600	4620 Tractor	6404A	1971-1972			Diesel	32
6,6	6600	4620 Tractor	6404T	1971-1972			Diesel	32
6,6	6600	4630 Tractor	6404A	1973-1977			Diesel	34
7,6	7600	4640 Tractor	6466A	1978-1982			Diesel	44
7,6	7600	4640 Tractor	6466T	1978-1982			Diesel	44
7,6	7600	4650 Tractor	6466A	1983-1988			Diesel	44
6,8	6800	4710 Pulverizadora	6068T				Diesel	36
7,6	7600	4755 Tractor	6076	1989-1991			Diesel	42
7,6	7600	4755 Tractor	6466A	1989-1991			Diesel	44
7,6	7600	4760 Tractor	6076	1991-1994			Diesel	42
7,6	7600	4760 Tractor	6466A	1991-1994			Diesel	44
3,3	3320	480 ForkLift	4202 D	1965-			Diesel	16
3,3	3320	480 Industrial	4202 D	1965-			Diesel	16
3,6	3595	482 Cotton Picker	4219 D				Diesel	18
3,9	3920	482C Forklift	4239 D				Diesel	20
5,4	5395	484 Cotton Picker	6329 D				Diesel	26
7,6	7600	4840 Tractor	6466A	1978-1982			Diesel	44
7,6	7600	4840 Tractor	6466T	1978-1982			Diesel	44
7,6	7600	4850 Tractor	6466A	1983-1988			Diesel	44
3,9	3920	490 Excavator	4239 D				Diesel	20
4,5	4500	490 Excavator	4276 D				Diesel	22
8,1	8100	492 Spayer	6081H Late				Diesel	48
4,5	4500	493D Excavator	4276 D				Diesel	22
7,6	7600	4955 Tractor	6076	1988-1992			Diesel	42
7,6	7600	4955 Tractor	6466A	1988-1992			Diesel	44
4,5	4500	495D Excavator	4276 T				Diesel	22
7,6	7600	4960 Tractor	6076	1991-1994			Diesel	42
7,6	7600	4960 Tractor	6466A	1991-1994			Diesel	44
3,6	3595	499 Cotton Picker	4219 D				Diesel	18
5,4	5395	499 Cotton Picker	6329 D				Diesel	28
3,6	3595	499 Tractor	4219 D	1966-1975			Diesel	18
6,8	6800	4990 Windrower	6068T				Diesel	36
6,8	6800	4995 Windrower	6068T				Diesel	36
3,7	3700	500 Industrial	4270D	1964-1972			Diesel	18
3,7	3700	500 Tractor	4270D	1964-1969			Diesel	18
3,7	3700	500A Industrial	4270D	1964-1972			Diesel	18
3,7	3700	500A Tractor	4270D	1964-1969			Diesel	18
3,7	3700	500B Tractor	4270D	1969-1973			Diesel	18
4,5	4500	510 BackHoe	4276 D				Diesel	22
4,5	4500	510 BackHoe	4276 T				Diesel	24
2,5	2500	510 Tractor	3.152D	1971-1979			Diesel	12
2,9	2900	5105 Tractor	3029D	2000-			Diesel	14
3,9	3920	515B BackHoe	4239 D				Diesel	20
2,9	2900	5200 Tractor	3029D	1992-1997			Diesel	14
2,9	2940	5200 Tractor	3179D	1992-1997			Diesel	14
2,9	2900	5205 Tractor	3029D	2000-			Diesel	14
2,9	2900	5210 Tractor	3029D	1998-2000			Diesel	14
2,9	2900	5300 Tractor	3029D	1992-1997			Diesel	14
2,9	2940	5300 Tractor	3179D	1992-1997			Diesel	14
3,9	3920	5300 Tractor	4239 D	1987-1992			Diesel	20
8,1	8100	530B Loader	6081T				Diesel	46
2,9	2900	5310 N Tractor	3029D	1998-2000			Diesel	14
2,9	2900	5310 Tractor	3029T	1998-2000			Diesel	14
2,9	2900	5320 N Tractor	3029D	2000-2004			Diesel	14
2,9	2900	5320 Tractor	3029D	2000-2004			Diesel	14
2,9	2900	5400 N Tractor	3029T	1992-1997			Diesel	14
2,9	2900	5400 Tractor	3029D	1992-1997			Diesel	14
2,9	2940	5400 Tractor	3179D	1992-1997			Diesel	14
2,9	2940	5400 Tractor	3179T	1992-1997			Diesel	14
4,5	4500	540B Skidder	4276 T				Diesel	24

GLASER®		JOHN DEERE						
Lt	Cc	Typ Model Modelo Modèle Modello	Motor Engine Moteur Motore	Baujahr Year Año Année Anno	Chassis	N° Motor N° engine N° Motor N° Moteur N° Motore	Typ Type Tipo Type Tipo	Pg
7,6	7600	540E Skidder	6076				Diesel	42
6,8	6800	540G Skidder	6068T				Diesel	36
7,6	7600	540G Skidder	6076				Diesel	42
4,5	4500	5410 Tractor	4045D	1998-2000			Diesel	24
4,5	4500	5420 N tractor	4045T	2002-2008			Diesel	24
4,5	4500	5420 Tractor	4045D	2000-2004			Diesel	24
6,8	6800	544J Loader	6068T				Diesel	36
6,8	6800	544J Loader	6414 T				Diesel	34
10,1	10100	5460 F.Harvester	6619 A/T	1977-1984			Diesel	50
7,6	7600	548E Grapple	6076				Diesel	42
6,8	6800	548G Grapple	6068T				Diesel	36
7,6	7600	548G Grapple	6076				Diesel	42
5	5000	55 Combine	6303 D	1966-1975			Diesel	26
4,5	4500	550 C.Dozer	4276 T				Diesel	24
4,5	4500	550 H Crawler Dozer	4045T				Diesel	24
4,5	4500	5510 N Tractor	4045T	1998-2002			Diesel	24
4,5	4500	5510 Tractor	4045T	1998-2000			Diesel	24
4,5	4500	5520 N Tractor	4045T	2002-2008			Diesel	24
4,5	4500	5520 Tractor	4045T	2000-2004			Diesel	24
4,5	4500	555 C.Loader	4276 T				Diesel	24
8,1	8100	560D Skidder	6081T				Diesel	46
5,4	5395	570A Grader	6329 D	1982-			Diesel	28
7,6	7600	5720 Forage H.	6466A				Diesel	44
7,6	7600	5720 Forage H.	6466T				Diesel	44
7,6	7600	5730 Forage H.	6466A	1982-			Diesel	44
10,1	10100	5820 F.Harvester	6619 A/T	1977-1984			Diesel	50
10,1	10100	5830 F.Harvester	6619 A/T	1977-1984			Diesel	50
4,5	4500	590D Excavator	4276 T				Diesel	24
4,5	4500	595D Excavator	4276 T				Diesel	24
6,6	6600	600 Industrial	6404D	1978-			Diesel	32
3,6	3595	6000 Spayer	4219 D				Diesel	18
3,6	3595	6000 Sprayer	4219 D				Diesel	18
4,5	4500	6010 Tractor	4045D	1998-2000			Diesel	24
4,5	4500	6020 Tractor	4045T	1998-2001			Diesel	26
7,6	7600	6076-AG Estatico	6076 A				Diesel	42
7,6	7600	6076-AG Estatico	6076 H				Diesel	42
7,6	7600	6076-AG Estatico	6076 T				Diesel	42
8,1	8100	608 Buncher	6081H Late				Diesel	48
8,1	8100	608 Buncher	6081T				Diesel	46
4,5	4500	610 BackHoe	4276 T				Diesel	24
4,5	4500	6110 Tractor	4045T	1998-1999			Diesel	26
4,5	4500	6120 Tractor	4045T	1998-2001			Diesel	26
4,5	4500	6205 Tractor	4045T	1999-2001			Diesel	26
6,8	6800	6205 Tractor	6068T				Diesel	36
4,5	4500	6210 Tractor	4045T	1999-2002			Diesel	26
6,8	6800	6215 Tractor	6068T				Diesel	36
4,5	4500	6220 Tractor	4045T	1998-2001			Diesel	26
6,8	6800	624EH Loader	6068T				Diesel	36
6,8	6800	624EH Loader	6414 T				Diesel	34
6,8	6800	624G Loader	6068T				Diesel	36
6,8	6800	624H Loader	6068H Later				Diesel	40
4,5	4500	6310 Tractor	4045T	1999-2002			Diesel	26
4,5	4500	6320 Tractor	4045H	2002-			Diesel	24
4,5	4500	6320 Tractor	4045HL 472	2002-			Diesel	24
6,8	6800	6320 Tractor	6068T				Diesel	36
6,6	6600	639B Excavator	6404T	1971-			Diesel	34
4,5	4500	6400 Tractor	4045T	1992-1998			Diesel	26
4,5	4500	6405 Tractor	4045T	1998-2002			Diesel	26
6,8	6800	640E Skidder	6068T				Diesel	36
7,6	7600	640E Skidder	6076				Diesel	42
6,8	6800	640G Forestry	6068H Later				Diesel	40
6,8	6800	640G Skidder	6068T				Diesel	36
7,6	7600	640G Skidder	6076				Diesel	42
4,5	4500	6410 Tractor	4045T	1999-2002			Diesel	26
4,5	4500	6420 S Tractor	4045H	2002-			Diesel	24
4,5	4500	6420 S Tractor	4045HL 474	2002-		800000-	Diesel	24
4,5	4500	6420 Tractor	4045H	2002-			Diesel	24
4,5	4500	6420 Tractor	4045HL 473	2002-			Diesel	26
6,8	6800	6420 Tractor	6068T				Diesel	34
6,8	6800	643 Buncher	6414 T				Diesel	34
6,6	6600	644 A Loader	6404T	1975-			Diesel	34
6,6	6600	644 Loader	6404T	1973-			Diesel	34
8,1	8100	644 Loader	6081H Late				Diesel	48









GLASER®		JOHN DEERE						
Lt	Cc	Typ Model Modelo Modèle Modello	Motor Engine Moteur Motore	Baujahr Year Año Année Anno	Chassis	N° Motor N° engine N° Motor N° Moteur N° Motore	Typ Type Tipo Type Tipo	Pg
8,1	8100	644 Loader	6081T				Diesel	46
7,6	7600	644C	6466A				Diesel	44
7,6	7600	644D	6466D				Diesel	40
6,8	6800	644H Loader	6068H Later				Diesel	40
7,6	7600	646A	6466D				Diesel	40
7,6	7600	648E Grapple	6076				Diesel	42
6,8	6800	648G Grapple	6068T				Diesel	36
7,6	7600	648G Grapple	6076				Diesel	42
4,5	4500	650 H Crawler Dozer	4045T				Diesel	26
4,5	4500	6505 Tractor	4045T	1998-2002			Diesel	26
6,8	6800	6505 Tractor	6068T				Diesel	36
4,5	4500	650G C.Dozer	4276 D				Diesel	22
4,5	4500	650G C.Dozer	4276 T				Diesel	24
4,5	4500	6510 Tractor	4045T	1998-2001			Diesel	26
6,8	6800	6510 Tractor	6068T				Diesel	36
6,8	6800	6515 Tractor	6068T				Diesel	36
6,8	6800	6520 Tractor	6068H Later	2004-			Diesel	40
6,8	6800	6520 Tractor	6068T				Diesel	36
6,8	6800	653E Buncher	6068T				Diesel	36
6,8	6800	653G Buncher	6068T				Diesel	36
6,8	6800	653G Forestry	6068H Later				Diesel	40
6,8	6800	655 C.Loader	6414 T				Diesel	34
5	5000	6600 Combine	6303 D	1966-1975			Diesel	26
5,4	5395	6600 Combine	6329 D	1966-1975			Diesel	28
5,4	5400	6600 Combine	6329 D Late			277549-	Diesel	30
6,6	6600	6600 Combine	6404 D	-214999			Diesel	32
6,6	6600	6600 Combine	6404A				Diesel	34
6,6	6600	6600 Combine	6404D	1969-1972			Diesel	32
6,6	6600	6600 Combine	6404D	1969-			Diesel	34
6,6	6600	6600 Combine	6404T	1973-			Diesel	34
6,6	6600	6602 Combine	6404A	1971-			Diesel	34
6,6	6600	6602 Combine	6404D	1969-			Diesel	34
6,6	6600	6602 Combine	6404T	1973-			Diesel	34
6,8	6800	6603 Tractor	6068T	2002-			Diesel	36
6,8	6800	6605 Tractor	6068T				Diesel	36
8,1	8100	660D Skidder	6081T				Diesel	46
6,8	6800	6610 Tractor	6068T				Diesel	36
6,8	6800	6615 Tractor	6068T	2003-			Diesel	38
7,6	7600	6620 Combine	6466D	1983-			Diesel	40
7,6	7600	6620 Combine	6466T				Diesel	44
6,8	6800	6620 Tractor	6068T				Diesel	38
7,6	7600	6622 Combine	6466T				Diesel	44
8,1	8100	6650 F.Harvester	6081T				Diesel	46
4,5	4500	6700 Sprayer	4045T	1998-2002			Diesel	26
6,8	6800	670C Grader	6068H Later				Diesel	40
6,8	6800	6710 F.Harvester	6414 T				Diesel	34
8,1	8100	6715 Tractor	6081T				Diesel	46
6,8	6800	672CH Scraper	6068H Later	2003-			Diesel	38
6,8	6800	6810 Tractor	6068T				Diesel	40
6,8	6800	6820 Tractor	6068T				Diesel	38
6,6	6600	690 Excavator	6404T	1973-			Diesel	34
6,8	6800	690 Excavator	6068T				Diesel	38
6,8	6800	690 Excavator	6414 T				Diesel	34
7,6	7600	690 Excavator	6466A	1982-			Diesel	44
6,6	6600	690A Excavator	6404T	1975-			Diesel	34
6,6	6600	690B Excavator	6404T	1977-			Diesel	34
6,8	6800	6910 Tractor	6068T				Diesel	38
6,8	6800	6910S Tractor	6068T				Diesel	38
6,8	6800	6920 Tractor	6068T				Diesel	38
6,8	6800	6920S Tractor	6068T				Diesel	38
6,8	6800	693 Buncher	6414 T				Diesel	34
5,4	5395	699 Cotton Picker	6329 D				Diesel	28
3,9	3920	70 Excavator	4239 D				Diesel	20
6,8	6800	700H Oruga	6068T				Diesel	38
6,8	6800	700J Dozer	6068T				Diesel	38
6,6	6600	7020 Tractor	6404A	1971-1975			Diesel	34
6,6	6600	7020 Tractor	6404T	1971-1975			Diesel	34
8,1	8100	703G Buncher	6081H Late				Diesel	48
8,1	8100	703G Harvester	6081H Late				Diesel	48
8,1	8100	703J Buncher	6081H Late				Diesel	48
8,1	8100	703J Harvester	6081H Late				Diesel	48
5,4	5395	710B BackHoe	6329 D				Diesel	28



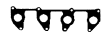



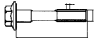
GLASER®		JOHN DEERE						
Lt	Cc	Typ Model Modelo Modèle Modello	Motor Engine Moteur Motore	Baujahr Year Año Année Anno	Chassis	N° Motor N° engine N° Motor N° Moteur N° Motore	Typ Type Tipo Type Tipo	Pg
5,4	5400	710B BackHoe	6329 D Late			277549-	Diesel	30
6,8	6800	710D BackHoe	6068D				Diesel	38
6,8	6800	710G BackHoe	6068H Later				Diesel	40
6,8	6800	710G Loader	6068H Later				Diesel	40
6,8	6800	710J Loader	6068H	1997-2002			Diesel	38
6,8	6800	7210 Tractor	6068T				Diesel	38
6,8	6800	7220 Tractor	6068H Later	2003-			Diesel	40
6,8	6800	7220 Tractor	6068T	2003-			Diesel	38
8,1	8100	724J Cargador	6081H				Diesel	46
6,8	6800	7320 Tractor	6068H Later	2003-			Diesel	40
6,8	6800	7320 Tractor	6068T	2003-			Diesel	38
6,8	6800	7400 Tractor	6068T	1993-1999			Diesel	38
7,6	7600	740A	6466D				Diesel	40
7,6	7600	740E Skidder	6076				Diesel	42
7,6	7600	740G Skidder	6076				Diesel	42
8,1	8100	740G Skidder	6081T				Diesel	46
6,8	6800	7410 Tractor	6068T	1997-2002			Diesel	38
6,8	6800	7420 Tractor	6068H Later	2003-			Diesel	40
6,8	6800	7420 Tractor	6068T				Diesel	38
8,1	8100	742J Loader	6081T				Diesel	46
6,8	6800	7455 Cotton Stripper	6068T				Diesel	38
6,8	6800	7460 Cotton Stripper	6068T				Diesel	38
7,6	7600	748G Grapple	6076				Diesel	42
6,8	6800	750 C.Dozer	6068T				Diesel	38
6,8	6800	750C Dozer	6414 T				Diesel	34
6,8	6800	750C Dozer	6068T				Diesel	38
6,8	6800	750C Dozer	6414 T				Diesel	34
6,8	6800	750J Oruga	6068T				Diesel	38
6,8	6800	7510 Tractor	6068T	1999-2002			Diesel	38
6,8	6800	7520 Tractor	6068T	2003-			Diesel	38
8,1	8100	753G Harvester	6081H				Diesel	46
8,1	8100	753G Harvester	6081H Late				Diesel	48
8,1	8100	753J Buncher	6081H Late				Diesel	48
8,1	8100	753J Harvester	6081H Late				Diesel	48
6,8	6800	755 C.Loader	6414 T				Diesel	34
8,1	8100	759G Buncher	6081H Late				Diesel	48
8,1	8100	759G Harvester	6081H Late				Diesel	48
8,1	8100	759J Buncher	6081H Late				Diesel	48
8,1	8100	759J Harvester	6081H Late				Diesel	48
6,8	6800	7600 Tractor	6068T	1992-1996			Diesel	38
6,8	6800	7610 Tractor	6068T	1997-2002			Diesel	38
8,1	8100	762 Scraper	6081T				Diesel	46
7,6	7600	762A	6466A	1982-			Diesel	44
7,6	7600	762B	6466A	1982-			Diesel	44
8,7	8700	770 Grader	6531 T				Diesel	50
6,6	6600	7700 Combine	6404 D			-214999	Diesel	32
6,6	6600	7700 Combine	6404A	1971-			Diesel	34
6,6	6600	7700 Combine	6404D	1969-1972			Diesel	32
6,6	6600	7700 Combine	6404D	1969-			Diesel	34
6,6	6600	7700 Combine	6404T	1973-			Diesel	34
7,6	7600	7700 Combine	6076	1992-1996			Diesel	42
7,6	7600	7700 Tractor	6076	1992-1996			Diesel	42
7,6	7600	770A	6466A	1982-			Diesel	44
8,7	8700	770A	6531 T				Diesel	50
7,6	7600	770B	6466A	1982-			Diesel	44
8,1	8100	770D Ind.	6081H				Diesel	46
8,1	8100	770D Ind.	6081H Late				Diesel	48
6,8	6800	7710 Tractor	6068T	1997-2003			Diesel	38
8,1	8100	7710 Tractor	6081T				Diesel	46
7,6	7600	7720 Combine	6466T				Diesel	44
8,7	8700	772A Grader	6531 T				Diesel	50
8,1	8100	772D Ind.	6081H Late				Diesel	48
7,6	7600	7800 Tractor	6076	1992-1996			Diesel	42
6,8	6800	7810 Tractor	6068T	1997-2003			Diesel	38
8,1	8100	7810 Tractor	6081H	1997-2003			Diesel	46
8,1	8100	7820 Tractor	6081H	2004-2006			Diesel	46
8,1	8100	7820 Tractor	6081H Late	2004-2006			Diesel	48
6,8	6800	790E Excavator	6068T				Diesel	38
8,1	8100	7920 Tractor	6081H				Diesel	46
8,1	8100	7920 Tractor	6081H Late				Diesel	50
7,6	7600	8100 Tractor	6076	1994-1998			Diesel	42
8,1	8100	8100 Tractor	6081H				Diesel	46
8,1	8100	8110 Tractor	6081H				Diesel	46

GLASER®		JOHN DEERE						
Lt	Cc	Typ Model Modelo Modèle Modello	Motor Engine Moteur Motore	Baujahr Year Año Année Anno	Chassis	N° Motor N° engine N° Motor N° Moteur N° Motore	Typ Type Tipo Type Tipo	Pg
8,1	8100	8120 Tractor	6081H				Diesel	46
8,1	8100	8120 Tractor	6081H Late				Diesel	50
8,1	8100	8120T Tractor	6081H Late				Diesel	50
2,5	2500	820 Tractor	3.152D	1956-1958			Diesel	12
7,6	7600	8200 Tractor	6076	1994-1998			Diesel	42
8,1	8100	8200 Tractor	6081H				Diesel	46
8,1	8100	8210 Tractor	6081H				Diesel	46
8,1	8100	8220 Tractor	6081H				Diesel	46
8,1	8100	8220 Tractor	6081H Late				Diesel	50
8,1	8100	8220T Tractor	6081H				Diesel	46
8,1	8100	8220T Tractor	6081H Late				Diesel	50
2,5	2490	830 Tractor	3164D	1973-1975			Diesel	12
2,5	2500	830 Tractor	3.152D	1956-1958			Diesel	12
7,6	7600	8300 Tractor	6076	1994-1998			Diesel	42
8,1	8100	8300 Tractor	6081H				Diesel	48
8,1	8100	8310 Tractor	6081H				Diesel	48
8,1	8100	8320 Tractor	6081H	2002-2005			Diesel	48
8,1	8100	8320 Tractor	6081H Late	2002-2005			Diesel	50
8,1	8100	8320T Tractor	6081H Late				Diesel	50
2,9	2940	840 Tractor	3179D	1976-			Diesel	14
8,1	8100	8400 Tractor	6081H				Diesel	48
8,1	8100	8420 Tractor	6081H	2002-2005			Diesel	48
8,1	8100	8420 Tractor	6081H Late	2002-2005			Diesel	50
8,1	8100	8420T Tractor	6081H Late				Diesel	50
7,6	7600	8430 Tractor	6466A	1975-1978			Diesel	44
7,6	7600	8430 Tractor	6466T	1975-1978			Diesel	44
6,8	6800	843G Forestry	6068H Later				Diesel	40
6,8	6800	843H Forestry	6068H Later				Diesel	40
7,6	7600	8440 Tractor	6466A	1979-1982			Diesel	44
7,6	7600	8440 Tractor	6466T	1979-1982			Diesel	44
7,6	7600	8450 Tractor	6466A	1982-1988			Diesel	44
7,6	7600	8450 Tractor	6466T	1982-1988			Diesel	44
10,1	10100	850C Dozer	6619 A/T	1977-1984			Diesel	50
8,1	8100	850C Dozer	6081T				Diesel	48
6,8	6800	850J Oruga	6068T				Diesel	38
8,1	8100	850J Topadora	6081H				Diesel	48
8,1	8100	8520 Tractor	6081H Late	2002-2005			Diesel	50
8,1	8100	8520T Tractor	6081H Late	2002-2005			Diesel	50
8,1	8100	853J Buncher	6081H Late				Diesel	50
8,1	8100	853J Harvester	6081H Late				Diesel	50
10,1	10100	855 Loader	6619 A/T	1977-1984			Diesel	50
7,6	7600	8560 Tractor	6076	1989-1993			Diesel	42
7,6	7600	8560 Tractor	6466A	1989-1993			Diesel	44
7,6	7600	8570 Tractor	6076	1993-1996			Diesel	42
10,1	10100	8630 Tractor	6619 A/T	1975-1978			Diesel	50
10,1	10100	8640 Tractor	6619 A/T	1979-1982			Diesel	50
10,1	10100	8650 Tractor	6619 A/T	1982-1988			Diesel	50
8,1	8100	870D Ind.	6081H				Diesel	48
8,1	8100	870D Ind.	6081H Late				Diesel	50
8,1	8100	872D Ind.	6081H Late				Diesel	50
7,6	7600	8820 Combine	6466A	1982-			Diesel	44
7,6	7600	8820 Combine	6466T				Diesel	44
2,9	2900	8875 Skid-Steer	3029D	1992-			Diesel	14
10,1	10100	890 Excavator	6619 A/T	1977-1984			Diesel	50
8,1	8100	903J Buncher	6081H Late				Diesel	50
8,1	8100	903J Harvester	6081H Late				Diesel	50
8,1	8100	909J Buncher	6081H Late				Diesel	50
8,1	8100	909JH Harvester	6081H Late				Diesel	50
2,5	2500	920 Tractor	3.152D	-1973			Diesel	12
2,5	2490	930 Tractor	3164D	1973-1975			Diesel	12
3,9	3920	935 Tractor	4239 D				Diesel	20
2,9	2940	940 Tractor	3179D	1976-			Diesel	14
3,9	3920	940 Tractor	4239 D				Diesel	20
6,8	6800	9400 Combine	6068H Later				Diesel	40
6,8	6800	9400 Combine	6068T				Diesel	38
6,8	6800	9410 Combine	6068T				Diesel	38
3,9	3920	942 Tractor	4239 D				Diesel	20
8,1	8100	9450 Combine	6081T				Diesel	48
5	5000	95 H Combine	6303 D	1966-1975			Diesel	26
5	5000	95 LL Combine	6303 D	1966-1975			Diesel	26
5,4	5395	950 Tractor	6329 D			277549-	Diesel	28
5,4	5400	950 Tractor	6329 D Late				Diesel	30
7,6	7600	9500 Combine	6076				Diesel	42

GLASER®		JOHN DEERE						
Lt	Cc	Typ Model Modelo Modèle Modello	Motor Engine Moteur Motore	Baujahr Year Año Année Anno	Chassis	N° Motor N° engine N° Motor N° Moteur N° Motore	Typ Type Tipo Type Tipo	Pg
8,1	8100	9510/SH Combine	6081T				Diesel	48
8,1	8100	953J Buncher	6081H Late				Diesel	50
8,1	8100	953J Harvester	6081H Late				Diesel	50
6,8	6800	9540 Cosechadora	6068T				Diesel	38
5,4	5395	955 Tractor	6329 D			277549-	Diesel	28
5,4	5400	955 Tractor	6329 D Late				Diesel	30
8,1	8100	9550/SH Combine	6081T				Diesel	48
6,8	6800	9560 Combine	6068T				Diesel	38
8,1	8100	9560 Combine	6081H Late				Diesel	50
8,1	8100	9560 Combine	6081T				Diesel	48
6,8	6800	9580 Combine	6068T				Diesel	38
8,1	8100	9580 Combine	6081T				Diesel	48
8,1	8100	959J Buncher	6081H Late				Diesel	50
7,6	7600	9600 Combine	6076	--				42
8,1	8100	9610 Combine	6081T				Diesel	48
8,1	8100	9640 Combine	6081T				Diesel	48
8,1	8100	9650 Cosechadora	6081H				Diesel	48
8,1	8100	9650/CTS/STS	6081T				Diesel	48
8,1	8100	9660 Combine	6081T				Diesel	48
8,1	8100	9750 STS Cosechadora	6081H				Diesel	48
8,1	8100	9860 Combine	6081T				Diesel	48
5,4	5395	9900 Cotton Picker	6329 D				Diesel	28
10,1	10100	992 Excavator	6619 A/T	1977-1984			Diesel	50
6,8	6800	9935 Cotton Picker	6068T				Diesel	38
7,6	7600	9940 Cotton Picker	6466A	1982-			Diesel	44
7,6	7600	9940 Cotton Picker	6466T				Diesel	44
7,6	7600	9950 Cotton Picker	6466A	1982-			Diesel	44
6,8	6800	9960 Cosechadora	6068T				Diesel	38
8,1	8100	9960 Cosechadora	6081H				Diesel	48
7,6	7600	9960 Cotton Picker	6076	1990-			Diesel	42
7,6	7600	9965 Cotton Picker	6076	1995-			Diesel	42
8,1	8100	9970 Cotton Picker	6081H				Diesel	48
8,1	8100	CTS 2 Combine	6081T				Diesel	48
2,9	2900	Earth Mover	3029T	1997-2004				14
2,9	2900	Gen	3029T	2000-2008				14
4,5	4500	Gen	4045D	1998-2000			Diesel	26
4,5	4500	Gen	4045H	2002-			Diesel	24
4,5	4500	Gen	4045T	1998-2001			Diesel	26
6,8	6800	Gen	6068D				Diesel	38
6,8	6800	Gen	6068H				Diesel	38
6,8	6800	Gen	6068H Later				Diesel	40
6,8	6800	Gen	6068T				Diesel	38
8,1	8100	Gen	6081T	2007-			Diesel	48
8,1	8100	Gen	6081T	1996-			Diesel	48
2,5	2500	JD301 Tractor	3.152D				Diesel	12
3,9	3920	JD34 Excavator	4239 D				Diesel	20
3,3	3320	JD401 Tractor	4202 D	1965-			Diesel	16
3,9	3920	JD44 Excavator	4239 D				Diesel	20
3,6	3595	JD440A Skidder	4219 D				Diesel	18
3,9	3920	JD45 Excavator	4239 D				Diesel	20
3,6	3595	JD450 C.Dozer	4219 D				Diesel	18
3,6	3595	JD455B-C Loader	4219 D				Diesel	18
6,6	6600	JD47 Skidder	6404T	1973-			Diesel	34
3,3	3320	JD480A ForkLift	4202 D	1965-			Diesel	16
3,6	3595	JD480A ForkLift	4219 D				Diesel	18
3,3	3320	JD480B ForkLift	4202 D	1965-			Diesel	16
5,4	5395	JD540A Skidder	6329 D				Diesel	28
5,4	5395	JD544 Loader	6329 D				Diesel	28
6,8	6800	JD544 Loader	6414 D				Diesel	34
6,8	6800	JD544 Loader	6414 T				Diesel	34
5,4	5395	JD570 Grader	6329 D				Diesel	28
6,6	6600	JD600 Tractor	6404D	1963-1972			Diesel	32
8,7	8700	JD644B Loader	6531 T				Diesel	50
8,7	8700	JD646 Compactor	6531 T				Diesel	50
8,7	8700	JD646B Compactor	6531 T				Diesel	50
6,8	6800	JD670 Grader	6414 T				Diesel	34
6,8	6800	JD755 C.Loader	6414 T				Diesel	34
10,1	10100	JD762 Scraper	6619 A/T	1977-1984			Diesel	52
10,1	10100	JD860 Scraper	6619 A/T	1977-1984			Diesel	52
10,1	10100	JD862 Scraper	6619 A/T	1977-1984			Diesel	52
6,8	6800	LX100-2 Loader	6068D				Diesel	38
2,7	2700	Series 300	3164D	1966-1975			Diesel	12
2,9	2900	Series 300	3179D	1966-1975			Diesel	14








GLASER®		JOHN DEERE						
Lt	Cc	Typ Model Modelo Modèle Modello	Motor Engine Moteur Motore	Baujahr Year Año Année Anno	Chassis	N° Motor N° engine N° Motor N° Moteur N° Motore	Typ Type Tipo Type Tipo	Pg
2,9	2900	Series 300	3179T	1966-1975			Diesel	14
2,9	2940	Series 300	3029 T				Diesel	14
3,3	3320	Series 300	4202 D	1966-1975			Diesel	16
3,3	3320	Series 300	4202 D	1966-1975			Diesel	16
3,6	3595	Series 300	4219 D	1966-1975			Diesel	18
3,6	3595	Series 300	4219 D	1966-1975			Diesel	18
3,9	3920	Series 300	4239 D	1966-1975			Diesel	20
3,9	3920	Series 300	4239 D	1966-1975			Diesel	20
3,9	3920	Series 300	4239 D	1966-1975			Diesel	22
3,9	3920	Series 300	4239 T	1966-1975			Diesel	20
3,9	3920	Series 300	4239 T	1966-1975			Diesel	20
3,9	3920	Series 300	4239 T	1966-1975			Diesel	22
4,5	4500	Series 300	4045 D				Diesel	22
4,5	4500	Series 300	4276 D	1966-1975			Diesel	22
4,5	4500	Series 300	4276 T	1966-1975			Diesel	24
5	5000	Series 300	6303 D	1966-1975			Diesel	26
5	5000	Series 300	6303 D	1966-1975			Diesel	26
5,4	5395	Series 300	6329 D	1966-1975			Diesel	28
5,4	5400	Series 300	6329 D				Diesel	28
5,9	5880	Series 300	6359 D	1966-1975			Diesel	30
5,9	5880	Series 300	6359 D	1966-1975			Diesel	30
5,9	5880	Series 300	6359 T	1966-1975			Diesel	30
5,9	5880	Series 300	6359 T	1966-1975			Diesel	30
6,8	6800	Series 300	6414 D	1966-1975			Diesel	34
6,8	6800	Series 300	6414 T	1966-1975			Diesel	34
3,7	3700	Series 400	4270D	1964-1974			Diesel	18
4,4	4400	Series 400	4270				Diesel	22
6,6	6600	Series 400	6404				Diesel	32
6,6	6600	Series 400	6404 A				Diesel	34
6,6	6600	Series 400	6404 D				Diesel	32
6,6	6600	Series 400	6404 T				Diesel	34
6,6	6600	Series 400	6404D				Diesel	32
7,6	7600	Series 400	6076 A				Diesel	42
7,6	7600	Series 400	6076 H				Diesel	42
7,6	7600	Series 400	6076 T				Diesel	42
7,6	7600	Series 400	6466D	1977-1985			Diesel	40
10,1	10100	Series 500	6619 A				Diesel	52
10,1	10100	Series 500	6619 T				Diesel	52
7,6	7600	Series 500	6466A	1977-1990			Diesel	46
7,6	7600	Series 500	6466T	1977-1985			Diesel	46
8,7	8700	Series 500	6531 A				Diesel	50
8,7	8700	Series 500	6531 T				Diesel	50



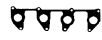




GLASER®				Dichtungssatz Gasket set Juego de Juntas Pochette de joints Serie guarnizioni	Zylinderkopf Cylinder head Culata Culasse Testata	Zyl.-Kopfhaube Valve cover Tapa válvulas Couvre-culbut. Punterie	
PASSEND FÜR - SUITABLE TO - ADAPTABLE À: ADAPTABLE A: JOHN DEERE							
Ltr	Model - Modelo - Modell	PS/KW	Engine/Motor				
2,5	3Cil. ø98			D31466-80 RE527282		53285 R75729 Silicona Silicon Siliconne	
	2490 300B BackHoe	1971->	32PS./24KW.				3164D
	2490 300B Loader	1971->	32PS./24KW.				3164D
	2490 310 BackHoe	1966->	32PS./24KW.				3164D
	2490 310 Loader	1966->	32PS./24KW.				3164D
	2490 830 Tractor	1973->1975	36PS./26KW.				3164D
2490 930 Tractor	1973->1975	36PS./26KW.	3164D	R31466 AR65507	07465-80 R515273 Ø 119		
2,5	3Cil. ø98			D30106-80 RE38848		53285 R75729 Silicona Silicon Siliconne	
	2500 1020 Tractor	1965->1973	39PS./29KW.				3.152D
	2500 135 Power Unit		-PS./-KW.				3.152D
	2500 152 Power Unit		-PS./-KW.				3.152D
	2500 300B BackHoe		-PS./-KW.				3.152D
	2500 300B Loader		-PS./-KW.				3.152D
	2500 301A Loader		-PS./-KW.				3.152D
	2500 301A Tractor		-PS./-KW.				3.152D
	2500 310 Tractor	1966->1973	32PS./24KW.				3.152D
	2500 350 C Tractor		-PS./-KW.				3.152D
	2500 350B Tractor		-PS./-KW.				3.152D
	2500	Diesel					
2,5	3Cil. ø98			D30106-80 RE38848		53285 R75729 Silicona Silicon Siliconne	
	2500 510 Tractor	1971->1979	39PS./29KW.				3.152D
	2500 820 Tractor	1956->1958	39PS./29KW.				3.152D
	2500 830 Tractor	1956->1958	39PS./29KW.				3.152D
	2500 920 Tractor	->1973	40PS./30KW.				3.152D
	2500 JD301 Tractor		-PS./-KW.				3.152D
2500	Diesel			A30106-80 RE501574	02526-80 R98460 Ø 115		
2,7	3Cil. ø102			D31466-80 RE527282		53285 R75729 Silicona Silicon Siliconne	
	2695 1030 Tractor	1973->1979	46PS./34KW.				3164D
	2700 1520 Tractor	1966->1975	52PS./38KW.				3164D
	2695 1530 Tractor	1966->1975	52PS./38KW.				3164D
	2695 1530 Tractor	1973->1975	46PS./39KW.				3164D
	2695 2040 Tractor	1976->1982	41PS./30KW.				3164D
	2695 2040 Tractor	1966->1975	52PS./38KW.				3164D
	2700 Series 300	1966->1975	52PS./38KW.				3164D
	2940 1040 Tractor	1976->	-PS./-KW.				3179D
	2940 1140 Tractor	1976->	-PS./-KW.				3179D
	2940 1350 Tractor	1986->1994	38PS./28KW.				3179D
2940	Diesel Tractor			R31466 AR65507	07465-80 R515273 Ø 119		
2,9	3Cil. ø106.5			D31466-80 RE527282		53285 R75729 Silicona Silicon Siliconne	
	2940 1550 Tractor	1987->1994	43PS./32KW.				3179D
	2940 1630 Tractor	1973->1979	50PS./37KW.				3179D
	2940 1750 Tractor	1987->1994	49PS./37KW.				3179D
	2940 1850 N	1986->1994	55PS./41KW.				3179D
	2940 1850 Tractor	1986->1994	55PS./41KW.				3179D
	2940 1950 N	1992->1997	65PS./48KW.				3179T
	2940 1950 Tractor	1988->1994	64PS./48KW.				3179T
	2940 2040 Tractor	1976->1982	41PS./30KW.				3179D
	2900 2040 Tractor	1966->1975	79PS./58KW.				3179T
	2940 2150 Tractor	1983->1986	46PS./35KW.				3179D
2940	Diesel Tractor Turbo Turbo Diesel			R31466 AR65507	07465-80 R515273 Ø 119		

Ölwanne Oil pan Carter aceite Carter d'huile Guarnizioni coppa	Ansaug Intake Admisión Admission Aspirazione	Auspuff Exhaust Escape Échappement Scarico	Auspuffrohr Exhaust pipe Tubo de escape Tayau d'ecgapp Tubo scappamento	Ventilschaft Valve stem Retén de válvula Queue de soupape Stelo della valvola	Wellendichtringe Oil seals Retenes de aceite Bagues antifuite Paraoli	Schraubensätze Bolts set Juego de tornillos Pochette de vis Viti testata
						
54762 R119359 Tom M.8	08714(x2) R134465	81028(x3) R521439			76208< AR67942 57.1x76.2x9.5 77114> RE44574	
02532 R97341 Steel		81028(x3) R521439			76208< AR67942 57.1x76.2x9.5 77114> RE44574	
54762 R119359 Iron Tom M.8		81028(x3) R521439			76208< AR67942 57.1x76.2x9.5 77114> RE44574	
02532 R97341 Steel		81028(x3) R521439			76208< AR67942 57.1x76.2x9.5 77114> RE44574	
54762 R119359 Iron Tom M.8	08714(x2) R134465	81028(x3) R521439			76208< AR67942 57.1x76.2x9.5 77114> RE44574	
54762 R119359 Tom M.8	08714(x2) R134465	81028(x3) R521439			76208< AR67942 57.1x76.2x9.5 77114> RE44574	

‡ Set with valve steam seals-Juego con retenes de válvula-Pochette avec queue de soupapes-mit Ventilschaftabdichtungen
 † Gasket not included in set-Junta no incluida en el juego-Joint non inclus dans la pochette-In den Sätzen nicht enthalten
 * Gasket set without cylinder head gasket-Juego sin junta de culata-Pochette sans joint de culasse-Dichtungssatz ohne Zylinderkopfdichtung


















* Oil seal camshaft -Retén árbol de levas -Bague arbre à cames -Nockenwelle -Albero a camme
 à Retorque - Reapriete - Resserage-Nachziehen



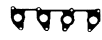












GLASER®				Dichtungssatz Gasket set Juego de Juntas Pochette de joints Serie guarnizioni	Zylinderkopf Cylinder head Culata Culasse Testata	Zyl.-Kopfhaube Valve cover Tapa válvulas Couvre-culbut. Punterie	
PASSEND FÜR - SUITABLE TO - ADAPTABLE À: ADAPTABLE A: JOHN DEERE							
Ltr	Model - Modelo - Modell	PS/KW	Engine/Motor				
2,9	3Cil. ø106.5			D31466-80 RE527282 A31466-80 RE527026 R31466 AR65507		53285 R75729 Silicona Silicon Silicone	
	2940 2155 Tractor	1986->1994	55PS./41KW.				3179D
	2940 2240 Tractor	1976->1982	50PS./37KW.				3179D
	2940 2240 Tractor	1966->1975	79PS./58KW.				3179T
	2940 2255 Tractor	1983->1987	50PS./37KW.				3179D
	2940 2355 N	1987->1992	67PS./50KW.				3179D
	2940 2355 N	1987->1992	56PS./42KW.				3179T
	2940 5200 Tractor	1992->1997	46PS./34KW.				3179D
	2940 5300 Tractor	1992->1997	51PS./38KW.				3179D
	2940 5400 Tractor	1992->1997	60PS./45KW.				3179D
	2940 5400 Tractor	1992->1997	60PS./45KW.				3179T
		Diesel Tractor Turbo Turbo Diesel					
2,9	3Cil. ø106.5			D31466-80 RE527282 A31466-80 RE527026 R31466 AR65507		53285 R75729 Silicona Silicon Silicone	
	2940 840 Tractor	1976->	-PS./-KW.				3179D
	2940 940 Tractor	1976->	-PS./-KW.				3179D
	2900 Series 300	1966->1975	58PS./43KW.				3179D
	2900 Series 300	1966->1975	79PS./58KW.				3179T
	Adaptable a: Cosechadora 330 Diesel Pala Oruga Bulldozer JD-350 Pala Ruedas JD-300 Tractor						
2,9	3Cil. ø106.5			D36570-80 RE64293 A36570-80 RE64294 R31466 AR65507		07465-80 R515273 Ø 119	
	2900 240 Skid Steer	1999->2003	46PS./34KW.				3029D
	2900 250 Skid Steer	1999->2003	68PS./45KW.				3029T
	2900 260 Skid Steer	1999->2003	69PS./51KW.				3029T
	2900 5105 Tractor	2000->	50PS./37KW.				3029D
	2900 5200 Tractor	1992->1997	46PS./34KW.				3029D
	2900 5205 Tractor	2000->	56PS./42KW.				3029D
	2900 5210 Tractor	1998->2000	53PS./40KW.				3029D
	2900 5300 Tractor	1992->1997	51PS./38KW.				3029D
	2900 5310 N Tractor	1998->2000	64PS./48KW.				3029D
	2900 5310 Tractor	1998->2000	64PS./48KW.				3029T
		Diesel Power Tech Turbo Diesel					
2,9	3Cil. ø106.5			D36570-80 RE64293 A36570-80 RE64294 R31466 AR65507		07465-80 R515273 Ø 119	
	2900 5320 N Tractor	2000->2004	64PS./48KW.				3029D
	2900 5320 Tractor	2000->2004	64PS./48KW.				3029D
	2900 5400 N Tractor	1992->1997	60PS./45KW.				3029T
	2900 5400 Tractor	1992->1997	60PS./45KW.				3029D
	2900 8875 Skid-Steer	1992->	60PS./45KW.				3029D
	2900 Earth Mover	1997->2004	72PS./53KW.				3029T
	2900 Gen	2000->2008	57PS./42KW.				3029T
	2940 Series 300		58PS./43KW.				3029 T
		Adaptable a: Cosechadora 330 Diesel Pala Oruga Bulldozer JD-350 Pala Ruedas JD-300 Power Tech Tractor Turbo Diesel					







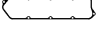






Ölwanne Oil pan Carter aceite Carter d'huile Guarnizioni coppa	Ansaug Intake Admisión Admission Aspirazione	Auspuff Exhaust Escape Échappement Scarico	Auspuffrohr Exhaust pipe Tubo de escape Tayau d'ecgapp Tubo scappamento	Ventilschaft Valve stem Retén de válvula Queue de soupape Stelo della valvola	Wellendichtringe Oil seals Retenes de aceite Bagues antifuite Paraoli	Schraubensätze Bolts set Juego de tornillos Pochette de vis Viti testata
						
54762 R119359 Tom M.8	08714(x2) R134465	81028(x3) R521439			76208< AR67942 57.1x76.2x9.5 77114> RE44574	
54762 R119359 Tom M.8	08714(x2) R134465	81028(x3) R521439			76208< AR67942 57.1x76.2x9.5 77114> RE44574	
02532 R97341		81028(x3) R521439	81164 R90737	76776(x6)P RE31617	76208< AR67942 57.1x76.2x9.5 77114> RE44574	
54762 R119359 Tom M.8		81028(x3) R521439	81164 R90737	76776(x6)P RE31617	76208< AR67942 57.1x76.2x9.5 77114> RE44574	



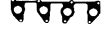



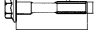
‡ Set with valve steam seals-Juego con retenes de válvula-Pochette avec queue de soupapes-mit Ventilschaftabdichtungen
 † Gasket not included in set-Junta no incluida en el juego-Joint non inclus dans la pochette-In den Sätzen nicht enthalten
 * Gasket set without cylinder head gasket-Juego sin junta de culata-Pochette sans joint de culasse-Dichtungssatz ohne Zylinderkopfdichtung

* Oil seal camshaft -Retén árbol de levas -Bague arbre à cames -Nockenwelle -Albero a camme
 à Retorque - Reapriete - Resserage-Nachziehen

GLASER®				Dichtungssatz Gasket set Juego de Juntas Pochette de joints Serie guarnizioni	Zylinderkopf Cylinder head Culata Culasse Testata	Zyl.-Kopfhaube Valve cover Tapa válvulas Couvre-culbut. Punterie
PASSEND FÜR - SUITABLE TO - ADAPTABLE À: ADAPTABLE A: JOHN DEERE						
Ltr	Model - Modelo - Modell	PS/KW	Engine/Motor			
3,2 3179 3179	3Cil. ø102 1120 Tractor 1130 Tractor Diesel	1967->1975 51PS./38KW. 1967->1975 51PS./38KW.	3164D 3164D	D31466-80 RE527282 A31466-80 RE527026 R31466 AR65507	 07465-80 R515273 Ø 119	 53285 R73729 Silicona Silicon Silicoune
3,3 3320 3320 3320 3320 3320 3320 3320 3320 3320 3320 3320 3320	4Cil. ø98 180 Power Unit 202 Power Unit 2020 Tractor 2270 Windrower 2280 Windrower 2510 Tractor 2520 Tractor 3300 Combine 400 Industrial 440 Industrial Diesel	1965-> 54PS./40KW. 1965-> 54PS./40KW. 1965->1971 54PS./40KW. 1966->1975 64PS./44KW. 1966->1975 60PS./44KW. 1966->1968 55PS./41KW. 1968->1975 55PS./41KW. 1966->1975 60PS./44KW. 1965-> 54PS./40KW. 1965-> 54PS./40KW.	4202 D 4202 D 4202 D 4202 D 4202 D 4202 D 4202 D 4202 D 4202 D 4202 D 4202 D 4202 D	D31470-80 RE526666 A31470-80 RE524745	 02529-80 R98461 Ø 115  07466-80P R125863 Ø 119	 53284 R73521 Silicona Silicon Silicoune
3,3 3320 3320 3320 3320 3320 3320 3320 3320 3320 3320 3320	4Cil. ø98 440 Log Skidder 4400 Combine 440A Log Skidder 440B Log Skidder 450 Industrial 480 ForkLift 480 Industrial JD401 Tractor JD480A ForkLift JD480B ForkLift Diesel	1965-> 54PS./40KW. 1966->1975 55PS./41KW. 1965-> 54PS./40KW. 1965-> 54PS./40KW. 1965-> 54PS./40KW. 1965-> 54PS./40KW. 1965-> 54PS./40KW. 1965-> 54PS./40KW. 1965-> 54PS./40KW. 1965-> 54PS./40KW. 1965-> 54PS./40KW.	4202 D 4202 D 4202 D 4202 D 4202 D 4202 D 4202 D 4202 D 4202 D 4202 D 4202 D 4202 D 4202 D	D31470-80 RE526666 A31470-80 RE524745	 02529-80 R98461 Ø 115  07466-80P R125863 Ø 119	 53284 R73521 Silicona Silicon Silicoune
3,3 3320	4Cil. ø98 Series 300 Tractor	1966->1975 240PS./177KW.	4202 D	D31470-80 RE526666 A31470-80 RE524745	 02529-80 R98461 Ø 115  07466-80P R125863 Ø 119	 53284 R73521 Silicona Silicon Silicoune
3,3 3320	4Cil. ø98 Series 300 Adaptable a: Cosechadora 935-940 Diesel Pala Oruga Bulldozer JD-450 Pala Ruedas JD-400 Tractor	1966->1975 240PS./177KW.	4202 D	D31467-00 A31467-00	 02529-80P R98461 Ø 115  07466-80 R125863 Ø 119	 53284 R73521 Silicona Silicon Silicoune



















Ölwanne Oil pan Carter aceite Carter d'huile Guarnizioni coppa	Ansaug Intake Admisión Admission Aspirazione	Auspuff Exhaust Escape Échappement Scarico	Auspuffrohr Exhaust pipe Tubo de escape Tayau d'ecgapp Tubo scappamento	Ventilschaft Valve stem Retén de válvula Queue de soupape Stelo della valvola	Wellendichtringe Oil seals Retenes de aceite Bagues antifuite Paraoli	Schraubensätze Bolts set Juego de tornillos Pochette de vis Viti testata
						
54762 R119359 Tom M.8	08714(x2) R134465	81028(x3) R521439			76208< AR67942 57.1x76.2x9.5 77114> RE44574	
 02582 R97341  54766 R119360	08714 R134465	81028(x4) R521439			76208< AR67942 57.1x76.2x9.5 77114> RE44574	
 02582 R97341  54766 R119360	08714 R134465	81028(x4) R521439			76208< AR67942 57.1x76.2x9.5 77114> RE44574	
 02582 R97341  54766 R119360	08714 R134465	81028(x4) R521439			76208< AR67942 57.1x76.2x9.5 77114> RE44574	
 02582 R97341	08714 R134465	81028(x4) R521439	 08711 R43751 Turbo		76208< AR67942 57.1x76.2x9.5 77114> RE44574	








GLASER®				Dichtungssatz Gasket set Juego de Juntas Pochette de joints Serie guarnizioni	Zylinderkopf Cylinder head Culata Culasse Testata	Zyl.-Kopfhaube Valve cover Tapa válvulas Couvre-culbut. Punterie
PASSEND FÜR - SUITABLE TO - ADAPTABLE À: ADAPTABLE A: JOHN DEERE						
Ltr	Model - Modelo - Modell	PS/KW	Engine/Motor			
3,6	4Cil. ø102			D31471-80 RE526668		
3595	1830 Tractor	1973->1979	60PS./45KW.	4219 D		
3595	2030 Tractor	1971->1975	68PS./51KW.	4219 D		
3595	2120 Tractor	1969->1972	68PS./51KW.	4219 D		
3595	2250 Windrower	1973->1979	70PS./51KW.	4219 D		
3595	2270 Windrower		-PS./-KW.	4219 D		
3595	2320 Windrower		-PS./-KW.	4219 D		
3595	2420 Windrower		-PS./-KW.	4219 D		
3595	2510 Tractor	1973->1979	70PS./51KW.	4219 D		
3595	2520 Tractor	1973->1979	70PS./51KW.	4219 D		
3595	401A BackHoe		-PS./-KW.	4219 D		
	Diesel					
3,6	4Cil. ø102			D31471-80 RE526668		
3595	410 BackHoe		-PS./-KW.	4219 D		
3595	455D C.Loader		-PS./-KW.	4219 D		
3595	482 Cotton Picker		-PS./-KW.	4219 D		
3595	499 Cotton Picker		-PS./-KW.	4219 D		
3595	6000 Spayer		-PS./-KW.	4219 D		
3595	6000 Sprayer		-PS./-KW.	4219 D		
3595	JD440A Skidder		-PS./-KW.	4219 D		
3595	JD450 C.Dozer		-PS./-KW.	4219 D		
3595	JD455B-C Loader		-PS./-KW.	4219 D		
3595	JD480A ForkLift		-PS./-KW.	4219 D		
	Diesel					
3,6	4Cil. ø102			D31471-80 RE526668		
3595	Series 300	1966->1975	70PS./51KW.	4219 D		
	Diesel					
3,6	4Cil. ø102			D31467-00		
3595	2030 Tractor	1966->1975	70PS./51KW.	4219 D		
3595	2270 Windrower	1966->1975	70PS./51KW.	4219 D		
3595	2280 Windrower	1966->1975	70PS./51KW.	4219 D		
3595	2340 Windrower	1966->1975	70PS./51KW.	4219 D		
3595	2420 Windrower	1966->1975	70PS./51KW.	4219 D		
3595	2440 Tractor	1966->1975	70PS./51KW.	4219 D		
3595	2520 Tractor	1966->1975	70PS./51KW.	4219 D		
3595	401 Tractor	1966->1975	70PS./51KW.	4219 D		
3595	499 Tractor	1966->1975	70PS./51KW.	4219 D		
3595	Series 300	1966->1975	70PS./51KW.	4219 D		
	Adaptable a: Cosechadora 935-940 Diesel Pala Oruga Bulldozer JD-450 Pala Ruedas JD-400 Tractor					
3,7	4Cil. ø108			D31476-80 AR-53032		
3700	3010 Tractor	1963->1972	70PS./52KW.	4270D		
3700	3020 Tractor	1964->1972	70PS./52KW.	4270D		
	->122999					
3700	500 Industrial	1964->1972	70PS./52KW.	4270D		
3700	500 Tractor	1964->1969	70PS./52KW.	4270D		
3700	500A Industrial	1964->1972	70PS./52KW.	4270D		
3700	500A Tractor	1964->1969	70PS./52KW.	4270D		
3700	500B Tractor	1969->1973	70PS./52KW.	4270D		
3700	Series 400	1964->1974	70PS./52KW.	4270D		
	Diesel Modelo Antiguo Old Model Modèle Ancien					

Ölwanne Oil pan Carter aceite Carter d'huile Guarnizioni coppa	Ansaug Intake Admisión Admission Aspirazione	Auspuff Exhaust Escape Échappement Scarico	Auspuffrohr Exhaust pipe Tubo de escape Tayau d'ecgapp Tubo scappamento	Ventilschaft Valve stem Retén de válvula Queue de soupape Stelo della valvola	Wellendichtringe Oil seals Retenes de aceite Bagues antifuite Paraoli	Schraubensätze Bolts set Juego de tornillos Pochette de vis Viti testata
						
02582 R97341	08714 R134465	81028 (x4) R521439	08711 R43751 Turbo		76208< AR67942 57.1x76.2x9.5 77114> RE44574	
02582 R97341	08714 R134465	81028 (x4) R521439	08711 R43751 Turbo		76208< AR67942 57.1x76.2x9.5 77114> RE44574	
02582 R97341	08714 R134465	81028 (x4) R521439	08711 R43751 Turbo		76208< AR67942 57.1x76.2x9.5 77114> RE44574	
02582 R97341	08714 R134465	81028 (x4) R521439	08711 R43751 Turbo		76208< AR67942 57.1x76.2x9.5 77114> RE44574	
54016 R71917	08516 (x2) R26297	08447 (x2) R521437 08448 (x2) R521438			76158< AR49025 61.5x85x9.5 76160> RE22764 122x146x9.5	

* Set with valve steam seals-Juego con retenes de válvula-Pochette avec queue de soupapes-mit Ventilschaftabdichtungen
 † Gasket not included in set-Junta no incluida en el juego-Joint non inclus dans la pochette-In den Sätzen nicht enthalten
 ‡ Gasket set without cylinder head gasket-Juego sin junta de culata-Pochette sans joint de culasse-Dichtungssatz ohne Zylinderkopfdichtung









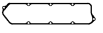

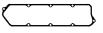
* Oil seal camshaft -Retén árbol de levas -Bague arbre à cames -Nockenwelle -Albero a camme
 † Retorque - Reapriete - Resserage-Nachziehen



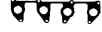



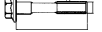
GLASER®				Dichtungssatz Gasket set Juego de Juntas Pochette de joints Serie guarnizioni	Zylinderkopf Cylinder head Culata Culasse Testata	Zyl.-Kopfhaube Valve cover Tapa válvulas Couvre-culbut. Punterie			
PASSEND FÜR - SUITABLE TO - ADAPTABLE À: ADAPTABLE A: JOHN DEERE									
Ltr	Model - Modelo - Modell	PS/KW	Engine/Motor						
3,9	4Cil. ø106			D31471-80 RE526668					
3920	1640 Tractor	1980->1982	62PS./46KW.	A31471-80 RE501579		53284 R73521 Silicona Silicon Siliconne			
3920	1840 Tractor	1980->1982	62PS./46KW.						
3920	2040 Tractor		-PS./-KW.						
3920	210C BackHoe		-PS./-KW.						
3920	2130 Tractor		-PS./-KW.						
3920	2240 Tractor	1980->1982	62PS./46KW.						
3920	2250 Tractor		-PS./-KW.						
3920	2350 Tractor	1983->1986	56PS./42KW.						
3920	2355 Tractor	1987->1992	67PS./50KW.						
3920	2360 Windrower		-PS./-KW.						
	Diesel		4239 D						
3,9	4Cil. ø106			D31471-80 RE526668					
3920	244E Loader		-PS./-KW.	A31471-80 RE501579		53284 R73521 Silicona Silicon Siliconne			
3920	2450 Tractor	1987->1994	67PS./50KW.						
3920	2550 Tractor	1983->1986	66PS./49KW.						
3920	2555 Tractor	1984->1992	77PS./57KW.						
3920	2630 Windrower		-PS./-KW.						
3920	2650 Tractor	1987->1994	86PS./64KW.						
3920	2850 Tractor	1986->1994	86PS./64KW.						
3920	2855 Tractor	1987->1992	80PS./66KW.						
3920	290 Excavator		-PS./-KW.						
3920	310 BackHoe		-PS./-KW.						
	Diesel		4239 D						
3,9	4Cil. ø106			D31471-80 RE526668					
3920	315 BackHoe		-PS./-KW.	A31471-80 RE501579		53284 R73521 Silicona Silicon Siliconne			
3920	400G C. Dozer		-PS./-KW.						
3920	415 BackHoe		-PS./-KW.						
3920	482C Forklift		-PS./-KW.						
3920	490 Excavator		-PS./-KW.						
3920	515B BackHoe		-PS./-KW.						
3920	5300 Tractor	1987->1992	80PS./66KW.						
3920	70 Excavator		-PS./-KW.						
3920	935 Tractor		-PS./-KW.						
3920	940 Tractor		-PS./-KW.						
	Diesel		4239 D						
3,9	4Cil. ø106			D31471-80 RE526668					
3920	942 Tractor		-PS./-KW.	A31471-80 RE501579		53284 R73521 Silicona Silicon Siliconne			
3920	JD34 Excavator		-PS./-KW.						
3920	JD44 Excavator		-PS./-KW.						
3920	JD45 Excavator		-PS./-KW.						
3920	Series 300	1966->1975	109PS./80KW.						
3920	Series 300	1966->1975	80PS./59KW.						
	Adaptable a: Diesel Tractor 2130-1640-1840-2040-2040S Tractor 2140		4239 D						
3,9	4Cil. ø106.5						D31471-80 RE526668		
3920	Series 300	1966->1975	109PS./80KW.				A31472-80 RE-16922		53284 R73521 Silicona Silicon Siliconne
3920	Series 300	1966->1975	80PS./59KW.						
	Adaptable a: Diesel Tractor 2850 - 2650 - 2650S		4239 D						















Ölwanne Oil pan Carter aceite Carter d'huile Guarnizioni coppa	Ansaug Intake Admisión Admission Aspirazione	Auspuff Exhaust Escape Échappement Scarico	Auspuffrohr Exhaust pipe Tubo de escape Tayau d'ecgapp Tubo scappamento	Ventilschaft Valve stem Retén de válvula Queue de soupape Stelo della valvola	Wellendichtringe Oil seals Retenes de aceite Bagues antifuite Paraoli	Schraubensätze Bolts set Juego de tornillos Pochette de vis Viti testata
						
02582 R97341	08714 R134465	81028(x4) R521439	08711 R43751 Turbo		76208< AR67942 57.1x76.2x9.5 77114> RE44574	
02582 R97341	08714 R134465	81028(x4) R521439	08711 R43751 Turbo		76208< AR67942 57.1x76.2x9.5 77114> RE44574	
02582 R97341	08714 R134465	81028(x4) R521439	08711 R43751 Turbo		76208< AR67942 57.1x76.2x9.5 77114> RE44574	
02582 R97341	08714 R134465	81028(x4) R521439	08711 R43751 Turbo		76208< AR67942 57.1x76.2x9.5 77114> RE44574	
02582 R97341	08714 R134465	81028(x4) R521439	08711 R43751 Turbo		76208< AR67942 57.1x76.2x9.5 77114> RE44574	



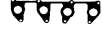



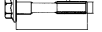















* Set with valve steam seals-Juego con retenes de válvula-Pochette avec queue de soupapes-mit Ventilschaftabdichtungen
 † Gasket not included in set-junta no incluida en el juego-joint non inclus dans la pochette-in den Sätzen nicht enthalten
 * Gasket set without cylinder head gasket-Juego sin junta de culata-Pochette sans joint de culasse-Dichtungssatz ohne Zylinderkopfdichtung















* Oil seal camshaft -Retén árbol de levas -Bague arbre à cames -Nockenwelle -Albero a camme
 † Retorque - Reapriete - Resserage-Nachziehen

GLASER®				Dichtungssatz Gasket set Juego de Juntas Pochette de joints Serie guarnizioni	Zylinderkopf Cylinder head Culata Culasse Testata	Zyl.-Kopfhaube Valve cover Tapa válvulas Couvre-culbut. Punterie
PASSEND FÜR - SUITABLE TO - ADAPTABLE À: ADAPTABLE A: JOHN DEERE						
Ltr	Model - Modelo - Modell	PS/KW	Engine/Motor			
3,9	4Cil. ø106.5			D31467-00		
	3920 Series 300	1966->1975	109PS./80KW.	4239 T	A31467-00	53284 R73521 Silicona Silicon Siliconne
	3920 Series 300	1966->1975	80PS./59KW.	4239 D		
Adaptable a: Cosechadora 935-940 Diesel Pala Oruga Bulldozer JD-450 Pala Ruedas JD-400						
4,4	4Cil. ø108			D31477-80		
	4400 Series 400	-PS./-KW.	4270	ARS3034 A31477-80 ARS3035 S31477-80	50110-80 R48292 Ø 124.5	53140 R49865
4,5	4Cil. ø106			D31471-80		
	4500 2130 Tractor	1973->1977	75PS./56KW.	RE526668 A31478-80 RE525071	07466-80 R125863 Ø 119	53284 R73521 Silicona Silicon Siliconne
	4500 2630 Tractor	1974->1975	82PS./60KW.	4276 D		
	4500 2630 Tractor		82PS./60KW.	4045 D		
	4500 2640 Tractor	1976->1983	82PS./60KW.	4276 D		
	4500 2640 Tractor		82PS./60KW.	4045 D		
	4500 340D Skidder		-PS./-KW.	4276 D		
	4500 344E Loader		-PS./-KW.	4276 D		
	4500 410 BackHoe		-PS./-KW.	4276 D		
	4500 440C Skidder		-PS./-KW.	4276 D		
	4500 450G C.Dozer		-PS./-KW.	4276 D		
	4500					
4,5	4Cil. ø106			D31471-80		
	4500 455G C.Loader		-PS./-KW.	RE526668 A31478-80 RE525071	07466-80 R125863 Ø 119	53284 R73521 Silicona Silicon Siliconne
	4500 490 Excavator		-PS./-KW.	4276 D		
	4500 493D Excavator		-PS./-KW.	4276 D		
	4500 510 BackHoe		-PS./-KW.	4276 D		
	4500 650G C.Dozer		-PS./-KW.	4276 D		
	4500 Series 300	1966->1975	82PS./60KW.	4276 D		
4500 Series 300		82PS./60KW.	4045 D			
340D-435D-440D-448D-450E-455E-510B 550B-550H-555B-2630-2640-6405-6410-6415 Adaptable a: Diesel Tractor						
4,5	4Cil. ø106			D31471-80		
	4500 2130 Tractor	1973->1977	98PS./76KW.	RE526668 A31479-80 RE524751	07466-80 R125863 Ø 119	53284 R73521 Silicona Silicon Siliconne
	4500 340D Skidder		-PS./-KW.	4276 T		
	4500 410 BackHoe		-PS./-KW.	4276 T		
	4500 440C Skidder		-PS./-KW.	4276 T		
	4500 444D Loader		-PS./-KW.	4276 T		
	4500 448D Skidder		-PS./-KW.	4276 T		
	4500 450E C.Dozer		-PS./-KW.	4276 T		
	4500 450G C.Dozer		-PS./-KW.	4276 T		
	4500 455E C.Loader		-PS./-KW.	4276 T		
	4500 495D Excavator		-PS./-KW.	4276 T		
4500						

Ölwanne Oil pan Carter aceite Carter d'huile Guarnizioni coppa	Ansaug Intake Admisión Admission Aspirazione	Auspuff Exhaust Escape Échappement Scarico	Auspuffrohr Exhaust pipe Tubo de escape Tayau d'ecgapp Tubo scappamento	Ventilschaft Valve stem Retén de válvula Queue de soupape Stelo della valvola	Wellendichtringe Oil seals Retenes de aceite Bagues antifuile Paraoli	Schraubensätze Bolts set Juego de tornillos Pochette de vis Viti testata
						
02582 R97341	08714 R134465	81028(x4) R521439	08711 R43751 Turbo		76208< AR67942 57.1x76.2x9.5 77114> RE44574	
54016 R71917	08516(x2) R26297	08447(x2) R521437 08448(x2) R521438			76158< AR49025 61.5x85x9.5 76160> RE22764 122x146x9.5	
02582 R97341		81028(x4) R521439	08711 R43751 Turbo		76208< AR67942 57.1x76.2x9.5 77114> RE44574	
54766 R119360						
02582 R97341		81028(x4) R521439	08711 R43751 Turbo		76208< AR67942 57.1x76.2x9.5 77114> RE44574	
54766 R119360						
02582 R97341	08714 R134465	81028(x4) R521439	08711 R43751 Turbo		76208< AR67942 57.1x76.2x9.5 77114> RE44574	








GLASER®				Dichtungssatz Gasket set Juego de Juntas Pochette de joints Serie guarnizioni	Zylinderkopf Cylinder head Culata Culasse Testata	Zyl.-Kopfhaube Valve cover Tapa válvulas Couvre-culbut. Punterie
PASSEND FÜR - SUITABLE TO - ADAPTABLE À: ADAPTABLE A: JOHN DEERE						
Ltr	Model - Modelo - Modell	PS/KW	Engine/Motor			
4,5	4Cil. ø106			D31471-80 RE526688		
4500	510 BackHoe	-PS./-KW.	4276 T	A31479-80 RE524751		53284 R73521 Silicona Silicon Silicone
4500	540B Skidder	-PS./-KW.	4276 T			
4500	550 C.Dozer	-PS./-KW.	4276 T			
4500	555 C.Loader	-PS./-KW.	4276 T			
4500	590D Excavator	-PS./-KW.	4276 T			
4500	595D Excavator	-PS./-KW.	4276 T			
4500	610 BackHoe	-PS./-KW.	4276 T			
4500	650G C.Dozer	-PS./-KW.	4276 T			
4500	Series 300	98PS./76KW.	4276 T			
	6410 - 6415 Adaptable a: Diesel Tractor					
4,5	4Cil. ø106			D36675-80 RE527008		
4500	6320 Tractor	2002->	99PS./74KW.	4045H	S36675-80 RE527010	83015 R505174
4500	6420 S Tractor	2002->	104PS./78KW.	4045H		
4500	6420 Tractor	2002->	104PS./78KW.	4045H		
4500	Gen	2002->	104PS./78KW.	4045H		
	4045HL 472 -> 4045HL 476 Diesel Power Tech					
4,5	4Cil. ø106			D36675-80 RE527008		
4500	6320 Tractor	2002->	99PS./74KW.	4045HL 472	S36675-80 RE527010	83015 R505174
4500	6420 S Tractor	2002->	104PS./78KW.	4045HL 474		
4500	800000->					
4500	6420 Tractor	2002->	104PS./78KW.	4045HL 473	R31466 AR65507	50931-80 R116515
	16 Válvulas Diesel Power Tech					
4,5	4Cil. ø106.5			D36674-80 RE526670		
4500	280 Loader	1998->2004	81PS./60KW.	4045D	S36674-80 RE527042	53772 R123542
4500	310G BackHoe	2002->2008	91PS./67KW.	4045T		
4500	340D Ind.	1992->2001	81PS./60KW.	4045D		
4500	344E Ind.	1992->2001	81PS./60KW.	4045D		
4500	410C Ind.	1992->2001	81PS./60KW.	4045D		
4500	410D Ind.	1992->2001	81PS./60KW.	4045D		
4500	440C Ind.	1992->2001	81PS./60KW.	4045D		
4500	450 Industrial	1992->2001	81PS./60KW.	4045D		
4500	450 Industrial	1998->2002	90PS./67KW.	4045T		
4500	450H Crawler Dozer		70PS./52KW.	4045D		
	Diesel Power Tech Turbo Diesel					
4,5	4Cil. ø106.5			D36674-80 RE526670		
4500	450H Crawler Dozer		79PS./59KW.	4045T	S36674-80 RE527042	53772 R123542
4500	5410 Tractor	1998->2000	81PS./60KW.	4045D		
4500	5420 N tractor	2002->2008	91PS./67KW.	4045T		
4500	5420 Tractor	2000->2004	81PS./60KW.	4045D		
4500	550 H Crawler Dozer		84PS./63KW.	4045T		
4500	5510 N Tractor	1998->2002	99PS./74KW.	4045T		
4500	5510 Tractor	1998->2000	89PS./66KW.	4045T		
4500	5520 N Tractor	2002->2008	91PS./67KW.	4045T		
4500	5520 Tractor	2000->2004	91PS./66KW.	4045T		
4500	6010 Tractor	1998->2000	81PS./60KW.	4045D		
	Diesel Power Tech Turbo Diesel					

Ölwanne Oil pan Carter aceite Carter d'huile Guarnizioni coppa	Ansaug Intake Admisión Admission Aspirazione	Auspuff Exhaust Escape Échappement Scarico	Auspuffrohr Exhaust pipe Tubo de escape Tayau d'ecgapp Tubo scappamento	Ventilschaft Valve stem Retén de válvula Queue de soupape Stelo della valvola	Wellendichtringe Oil seals Retenes de aceite Bagues antifuite Paraoli	Schraubensätze Bolts set Juego de tornillos Pochette de vis Viti testata
						
02582 R97341	08714 R134465	81028 (x4) R521439	08711 R43751 Turbo		76208< AR67942 57.1x76.2x9.5 77114> RE44574	
					76776 (x8)P RE31617	77114> RE44574 77347< RE59810
02582 R97341		81028 (x4) R521439	08711 R43751 Turbo			
					76810 (x16)P RE519115	77114> RE44574 77347< RE59810
02582 R97341		81028 (x4) R521439	08711 R43751			
					76776 (x8)P RE31617	77114> RE44574 77348< RE505515 55.4x84.25x14.48
02582 R97341		81028 (x4) R521439	51334 R92097 Turbo			
						
54681 R123352						
					76776 (x8)P RE31617	77114> RE44574 77348< RE505515 55.4x84.25x14.48
02582 R97341		81028 (x4) R521439	51334 R92097 Turbo			
						
54681 R123352						









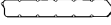



GLASER®				Dichtungssatz Gasket set Juego de Juntas Pochette de joints Serie guarnizioni	Zylinderkopf Cylinder head Culata Culasse Testata	Zyl.-Kopfhaube Valve cover Tapa válvulas Couvre-culbut. Punterie
PASSEND FÜR - SUITABLE TO - ADAPTABLE À: ADAPTABLE A: JOHN DEERE						
Ltr	Model - Modelo - Modell	PS/KW	Engine/Motor			
4,5	4000 4030 Tractor	1998->2001	95PS./71KW.	D36674-80 RE526670 S36674-80 RE527042 R31466 AR65507	 50931-80 R116515	 53772 R123542
	4500 6110 Tractor	1998->1999	68PS./51KW.			
	4500 6120 Tractor	1998->2001	95PS./71KW.			
	4500 6205 Tractor	1999->2001	90PS./67KW.			
	4500 6210 Tractor	1999->2002	90PS./67KW.			
	4500 6220 Tractor	1998->2001	95PS./71KW.			
	4500 6310 Tractor	1999->2002	99PS./74KW.			
	4500 6400 Tractor	1992->1998	85PS./63KW.			
	4500 6405 Tractor	1998->2002	106PS./79KW.			
	4500 6410 Tractor	1999->2002	104PS./78KW.			
	Power Tech Turbo Diesel					
4,5	4500 650 H Crawler Dozer	1998->2002	90PS./67KW.	D36674-80 RE526670 S36674-80 RE527042 R31466 AR65507	 50931-80 R116515	 53772 R123542
	4500 6520 Tractor	1998->2001	85PS./63KW.			
	4500 6510 Tractor	1998->2001	95PS./71KW.			
	4500 6700 Sprayer	1998->2002	104PS./78KW.			
	4500 Gen	1998->2000	81PS./60KW.			
	4500 Gen	1998->2001	95PS./71KW.			
	Diesel Power Tech Turbo Diesel					
5,0	5000 4030 Tractor	1966->1975	140PS./111KW.	D31473-80 RE-38571 A31473-80 RE-38568	 07467-80 R80243 R92426 Ø 119	 53286 R-75728 Silicona Silicon Silicone
	5000 55 Combine	1966->1975	140PS./111KW.			
	5000 6600 Combine	1966->1975	140PS./111KW.			
	5000 95 H Combine	1966->1975	140PS./111KW.			
	5000 95 LL Combine	1966->1975	140PS./111KW.			
	5000 Series 300	1966->1975	140PS./111KW.			
	Adaptable a: Diesel Tractor 3120					
5,0	5000 Series 300	1966->1975	140PS./111KW.	D31469-80 A31469-80	 02681-80P R-52791 Ø 115  07467-80 R80243 R92426 Ø 119	 53286 R-75728 Silicona Silicon Silicone
	Adaptable a: Cosechadora 960-970-3630-730-950-975 Diesel Tractor					
5,4	5395 2840 Tractor	1977->1979	81PS./60KW.	D31474-80 RE38852 A31474-80 RE501581 A31475-80(7) RE-18684	 07467-80 R80243 R92426 Ø 119 Ø 119	 53286 R-75728 Silicona Silicon Silicone
	5395 3030 Tractor	1973->1979	81PS./60KW.			
	5395 3120 Tractor	1973->1979	81PS./60KW.			
	5395 3130 Tractor	1973->1979	81PS./60KW.			
	5395 4030 Tractor	1973->1977	80PS./60KW.			
	5395 4080 Tractor		-PS./-KW.			
	5395 4400 Combine	1966->1975	121PS./89KW.			
	5395 4420 Combine	1966->1975	121PS./89KW.			
	5395 444D Loader		-PS./-KW.			
	5395 484 Cotton Picker		-PS./-KW.			
		Diesel				

7-Mayor Capacidad de Elevacion.-For Increased Liftin Capacity.

‡ Set with valve steam seals-Juego con retenes de válvula-Pochette avec queue de soupapes-mit Ventilschaftabdichtungen
 † Gasket not included in set-junta no incluida en el juego-joint non inclus dans la pochette-in den Sätzen nicht enthalten
 * Gasket set without cylinder head gasket-Juego sin junta de culata-Pochette sans joint de culasse-Dichtungssatz ohne Zylinderkopfdichtung

Ölwanne Oil pan Carter aceite Carteri d'huile Guarnizioni coppa	Ansaug Intake Admisión Admission Aspirazione	Auspuff Exhaust Escape Échappement Scarico	Auspuffrohr Exhaust pipe Tubo de escape Tayau d'ecgapp Tubo scappamento	Ventilschaft Valve stem Retén de válvula Queue de soupape Stelo della valvola	Wellendichtringe Oil seals Retenes de aceite Barges antifuite Paraoli	Schraubensätze Bolts set Juego de tornillos Pochette de vis Viti testata
						
02582 R97341		81028(x4) R521439	51334 R92097 Turbo	76776(x8)P RE31617	77114> RE44574 77348< RE505515 55.4x84.25x14.48	
54681 R123352						
02582 R97341		81028(x4) R521439	51334 R92097 Turbo	76776(x8)P RE31617	77114> RE44574 77348< RE505515 55.4x84.25x14.48	
54681 R123352						
02683 R123354	08714(x3) R134465	81028(x6) R521439			76208< AR67942 57.1x76.2x9.5 77114> RE44574	
02683 R123354	08714(x2) R134465	81028(x6) R521439	08711 R43751 Turbo		76208< AR67942 57.1x76.2x9.5 77114> RE44574	
02683 R123354	08714(x2) R134465	81028(x6) R521439	08711 R43751 Turbo		76208< AR67942 57.1x76.2x9.5 77114> RE44574	

* Oil seal camshaft - Retén árbol de levas -Bague arbre à cames -Nockenwelle -Albero a camme
 à Retorque - Reapriete - Resserage-Nachziehen




















GLASER®				Dichtungssatz Gasket set Juego de Juntas Pochette de joints Serie guarnizioni	Zylinderkopf Cylinder head Culata Culasse Testata	Zyl.-Kopfhaube Valve cover Tapa válvulas Couvre-culbut. Punterie
PASSEND FÜR - SUITABLE TO - ADAPTABLE A: ADAPTABLE A: JOHN DEERE						
Ltr	Model - Modelo - Modell	PS/KW	Engine/Motor			
5,4 5395	6Cil. ø102 499 Cotton Picker	-PS./-KW.	6329 D	D31474-80 RE38852		
5395	570A Grader	-PS./-KW.	6329 D	A31474-80 RE501581	07467-80 R80243	53286 R-75728 Silicona
5395	6600 Combine 1966->1975	121PS./89KW.	6329 D	A31475-80(7) RE-18684	R92426 Ø 119 Ø 119	Silicon
5395	699 Cotton Picker	-PS./-KW.	6329 D			Siliconne
5395	710B BackHoe	-PS./-KW.	6329 D			
5395	950 Tractor	-PS./-KW.	6329 D			
5395	955 Tractor	-PS./-KW.	6329 D			
5395	9900 Cotton Picker	-PS./-KW.	6329 D			
5395	JD540A Skidder	-PS./-KW.	6329 D			
5395	JD544 Loader	-PS./-KW.	6329 D			
	Diesel					
5,4 5395	6Cil. ø102 JD570 Grader Series 300 1966->1975	-PS./-KW. 121PS./89KW.	6329 D 6329 D	D31474-80 RE38852 A31474-80 RE501581 A31475-80(7) RE-18684		
	Adaptable a: Diesel Tractor 3030 - 3130				07467-80 R80243 R92426 Ø 119 Ø 119	53286 R-75728 Silicona Silicon Siliconne
5,4 5400	6Cil. ø102 Series 300	121PS./89KW.	6329 D	D31469-80 A31469-80		
	Adaptable a: Cosechadora 960-970-3630-730-950-975 Diesel Tractor				02681-80P R-52791 Ø 115	53286 R-75728 Silicona Silicon Siliconne
						
					07467-80 R80243 R92426 Ø 119	
5,4 5400	6Cil. ø102 1055 Combine ->277548	-PS./-KW.	6329 D Early	D31474-80 RE38852 A31483-00 RE-38859		
5400	1155 Combine ->277548	-PS./-KW.	6329 D Early		07467-80 R80243 R92426 Ø 119	53286 R-75728 Silicona Silicon Siliconne
5400	1155 Combine ->277548	-PS./-KW.	6329 D Early			
5400	1157 Combine ->277548	-PS./-KW.	6329 D Early			
5400	1158 Combine ->277548	-PS./-KW.	6329 D Early			
5400	2840 Tractor 277549->	-PS./-KW.	6329 D Late			
5400	2950 Tractor 1973->1979	80PS./60KW.	6329 D Early			
5400	3030 Tractor 1973->1979	80PS./60KW.	6329 D Early			
5400	3030 Tractor 277549->	-PS./-KW.	6329 D Late			
5400	3040 Tractor 1973->1979	80PS./60KW.	6329 D Early			
	Diesel					

7-Mayor Capacidad de Elevacion.-For Increased Liftin Capacity.















‡ Set with valve steam seals-Juego con retenes de válvula-Pochette avec queue de soupapes-mit Ventilschaftabdichtungen

‡ Gasket not included in set-Junta no incluida en el juego-Joint not inclus dans la pochette-In den Sätzen nicht enthalten

* Gasket set without cylinder head gasket-Juego sin junta de culata-Pochette sans joint de culasse-Dichtungssatz ohne Zylinderkopfdichtung

Ölwanne Oil pan Carter aceite Carter d'huile Guarnizioni coppa	Ansaug Intake Admisión Admission Aspirazione	Auspuff Exhaust Escape Échappement Scarico	Auspuffrohr Exhaust pipe Tubo de escape Tayau d'ecgapp Tubo scappamento	Ventilschaft Valve stem Retén de válvula Queue de soupape Stelo della valvola	Wellendichtringe Oil seals Retenes de aceite Bagues antifuite Paraoli	Schraubensätze Bolts set Juego de tornillos Pochette de vis Viti testata
						
02683 R123354	08714(x2) R134465	81028(x6) R521439	08711 R43751 Turbo		76208< AR67942 57.1x76.2x9.5 77114> RE44574	
					76208< AR67942 57.1x76.2x9.5 77114> RE44574	
02683 R123354	08714(x2) R134465	81028(x6) R521439	08711 R43751 Turbo		76208< AR67942 57.1x76.2x9.5 77114> RE44574	
					76208< AR67942 57.1x76.2x9.5 77114> RE44574	
02683 R123354	08714(x2) R134465	81028(x6) R521439	08711 R43751 Turbo		76208< AR67942 57.1x76.2x9.5 77114> RE44574	
					76208< AR67942 57.1x76.2x9.5 77114> RE44574	
02683 R123354	08714(x2) R134465	81028(x6) R521439	08711 R43751 Turbo		76208< AR67942 57.1x76.2x9.5 77114> RE44574	

* Oil seal camshaft - Retén árbol de levas -Bague arbre à cames -Nockenwelle -Albero a camme
à Retorque - Reapriete - Resserage-Nachziehen



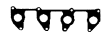








GLASER®				Dichtungssatz Gasket set Juego de Juntas Pochette de joints Serie guarnizioni	Zylinderkopf Cylinder head Culata Culasse Testata	Zyl.-Kopfhaube Valve cover Tapa válvulas Couvre-culbut. Punterie	
PASSEND FÜR - SUITABLE TO - ADAPTABLE A: ADAPTABLE A: JOHN DEERE							
Ltr	Model - Modelo - Modell	PS/KW	Engine/Motor				
5,4	6Cil. ø102 3120 Tractor ->277548	1973->1979	80PS./60KW.	6329 D Early	D31474-80 RE38852		
5400	3130 Tractor ->277548	1973->1979	80PS./60KW.	6329 D Early	A31483-00 RE-38859	07467-80 R80243 R92426 Ø 119	53286 R-75728 Silicona Silicon Siliconne
5400	3130 Tractor 277549->		-PS./-KW.	6329 D Late			
5400	3140 Tractor ->277548	1973->1979	80PS./60KW.	6329 D Early			
5400	4030 Tractor ->277548	1973->1977	80PS./60KW.	6329 D Early			
5400	4030 Tractor 277549->		-PS./-KW.	6329 D Late			
5400	4080 Tractor 277549->		-PS./-KW.	6329 D Late			
5400	4400 Combine 277549->		-PS./-KW.	6329 D Late			
5400	4400 Combine ->277548		-PS./-KW.	6329 D Early			
5400	4420 Combine 277549->		-PS./-KW.	6329 D Late			
	Diesel						
5,4	6Cil. ø102 6600 Combine 277549->		-PS./-KW.	6329 D Late	D31474-80 RE38852		
5400	710B BackHoe 277549->		-PS./-KW.	6329 D Late	A31483-00 RE-38859	07467-80 R80243 R92426 Ø 119	53286 R-75728 Silicona Silicon Siliconne
5400	950 Tractor 277549->		-PS./-KW.	6329 D Late			
5400	955 Tractor 277549->		-PS./-KW.	6329 D Late			
	Diesel						
5,9	6Cil. ø106.5 Series 300 Series 300	1966->1975 1966->1975	121PS./89KW. 163PS./120KW.	6359 D 6359 T	D31474-80 RE38852		
5880	Adaptable a: Diesel Tractor 3040-3140-3640 Tractor 4040 - 4040S				A31474-80 RE501581 A31475-80(7) RE-18684	07467-80 R80243 R92426 Ø 119 Ø 119	53286 R-75728 Silicona Silicon Siliconne
5,9	6Cil. ø106.5 Series 300	1966->1975	163PS./120KW.	6359 T	D31474-80 RE38852		
5883	Adaptable a: Diesel Tractor 3050 - 3350 - 3650				A31474-80 RE38852	07467-80 R80243 R92426 Ø 119	53286 R-75728 Silicona Silicon Siliconne
5,9	6Cil. ø106.5 2940 Tractor Series 300 Series 300	1966->1975 1966->1975 1966->1975	163PS./120KW. 121PS./89KW. 163PS./120KW.	6359 T 6359 D 6359 T	D31469-80 A31469-80		
5880	Adaptable a: Cosechadora 960-970-3630-730-950-975 Diesel Tractor				A31469-80	02681-80P R-52791 Ø 115	53286 R-75728 Silicona Silicon Siliconne
5880					A31469-80		
5880					A31469-80	07467-80 R80243 R92426 Ø 119	

7-Mayor Capacidad de Elevacion.-For Increased Liftin Capacity.







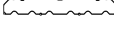

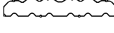

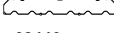
† Set with valve steam seals-Juego con retenes de válvula-Pochette avec queue de soupapes-mit Ventilschaftabdichtungen



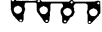



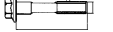
‡ Gasket not included in set-Junta no incluida en el juego-Joint not inclus dans la pochette-In den Sätzen nicht enthalten

* Gasket set without cylinder head gasket-Juego sin junta de culata-Pochette sans joint de culasse-Dichtungssatz ohne Zylinderkopfdichtung

Ölwanne Oil pan Carter aceite Carter d'huile Guarnizioni coppa	Ansaug Intake Admisión Admission Aspirazione	Auspuff Exhaust Escape Échappement Scarico	Auspuffrohr Exhaust pipe Tubo de escape Tayau d'ecgapp Tubo scappamento	Ventilschaft Valve stem Retén de válvula Queue de soupape Stelo della valvola	Wellendichtringe Oil seals Retenes de aceite Bagues antifuete Paraoli	Schraubensätze Bolts set Juego de tornillos Pochette de vis Viti testata
						
02683 R123354	08714(x2) R134465	81028(x6) R521439	08711 R43751 Turbo		76208< AR67942 57.1x76.2x9.5 77114> RE44574	
	08714(x2) R134465	81028(x6) R521439	08711 R43751 Turbo		76208< AR67942 57.1x76.2x9.5 77114> RE44574	
	08714(x2) R134465	81028(x6) R521439	08711 R43751 Turbo		76208< AR67942 57.1x76.2x9.5 77114> RE44574	
	08714(x2) R134465	81028(x6) R521439	08711 R43751 Turbo		76208< AR67942 57.1x76.2x9.5 76407> RE-44574 120.6x146.05x12.7	
	08714(x2) R134465	81028(x6) R521439	08711 R43751 Turbo		76208< AR67942 57.1x76.2x9.5 77114> RE44574	

* Oil seal camshaft -Retén árbol de levas -Bague arbre à cames -Nockenwelle -Albero a camme
à Retorque - Reapriete - Resserage-Nachziehen

GLASER®				Dichtungssatz Gasket set Juego de Juntas Pochette de joints Serie guarnizioni	Zylinderkopf Cylinder head Culata Culasse Testata	Zyl.-Kopfhaube Valve cover Tapa válvulas Couvre-culbut. Punterie		
PASSEND FÜR - SUITABLE TO - ADAPTABLE À: ADAPTABLE A: JOHN DEERE								
Ltr	Model - Modelo - Modell	PS/KW	Engine/Motor					
6,6	6000 4000 Tractor 201000->	1969->1972	97PS./72KW.	6404D	D31480-80 AR53630			
	6600 4020 Tractor 201000->	1963->1972	96PS./71KW.	6404D	A31480-80 AR53631	08445-80 R48291 Ø 124.3 Esp. 1.15 mm	08446 R49866	
	6600 6600 Combine	1969->1972	97PS./72KW.	6404D				
	6600 7700 Combine	1969->1972	97PS./72KW.	6404D				
	6600 JD600 Tractor Series 400	1963->1972	-PS./-KW.	6404D				
6,6	6600 4010 Tractor	1972->	97PS./72KW.	6404D	D31336-80 AR53625			
	6600 4020 Tractor ->200999	1963->1972	97PS./72KW.	6404D	A31336-80 AR53626	50031-80 R45615 Ø 122	08446 R49866	
	6600 4040 Tractor	1978->1982	91PS./68KW.	6404D				
	6600 4230 Tractor	1973->1977	91PS./68KW.	6404D				
	6600 600 Industrial Series 400 Diesel Modelo Antiguo Old Model Modèle Ancien	1978->	91PS./68KW. -PS./-KW.	6404D				
6,6	6600 4040 Tractor ->214999	1978->1982	91PS./68KW.	6404 D	D31481-80 AR53625			
	6600 4230 Tractor ->214999	1973->1977	100PS./75KW.	6404 D	A31481-80 AR53626	08445-80 R48291 Ø 124.3 Esp. 1.15 mm	08446 R49866	
	6600 4240 Tractor ->214999	1978->1982	91PS./68KW.	6404 D		18445-80P R53438 Esp. 1.3 mm		
	6600 4440 Tractor ->214999	1978->1982	130PS./97KW.	6404 D				
	6600 6600 Combine ->214999		103PS./78KW.	6404 D				
	6600 7700 Combine ->214999		103PS./78KW.	6404 D				
	6600 Series 400 Diesel Modelo Nuevo New Model Nouveau Modèle		103PS./78KW.	6404 D				
6,6	6600 4000 Tractor	1969->1972	97PS./72KW.	6404D	D30885-80 RG27876			
	6600 4020 Tractor	1971->1972	96PS./71KW.	6404D	A30885-80 RG27875	08445-80 R48291 Ø 124.3 Esp. 1.15 mm	08446 R49866	
	6600 4040 Tractor	1978->1982	91PS./68KW.	6404D				
	6600 4230 Tractor	1973->1977	100PS./74KW.	6404D				
	6600 4230 Tractor	1973->1977	100PS./75KW.	6404T				
	6600 4430 Tractor	1973->1977	126PS./94KW.	6404T				
	6600 4430 Tractor	1973->1977	125PS./94KW.	6404A				
	6600 4520 Tractor	1969->1970	123PS./92KW.	6404T				
	6600 4620 Tractor	1971->1972	136PS./101KW.	6404T				
	6600 4620 Tractor	1971->1972	115PS./85KW.	6404A				
		Diesel						
		Turbo						

Ölwanne Oil pan Carter aceite Carter d'huile Guarnizioni coppa	Ansaug Intake Admisión Admission Aspirazione	Auspuff Exhaust Escape Échappement Scarico	Auspuffrohr Exhaust pipe Tubo de escape Tayau d'ecgapp Tubo scappamento	Ventilschaft Valve stem Retén de válvula Queue de soupape Stelo della valvola	Wellendichtringe Oil seals Retenes de aceite Bagues antifuite Paraoli	Schraubensätze Bolts set Juego de tornillos Pochette de vis Viti testata
						
08451 R520583 Cast Iron Pan	08516 (x3) R26297	08447 (x2) R521437			76158 < AR49025 61.5x85x9.5 76160 > RE22764 122x146x9.5	
08452 R49377 Aluminium Pan		08448 (x2) R521438				
08451 R520583 Cast Iron Pan	08516 (x3) R26297	08447 (x2) R521437			76158 < AR49025 61.5x85x9.5 76160 > RE22764 122x146x9.5	
08452 R49377 Aluminium Pan		08448 (x2) R521438				
08451 R520583 Cast Iron Pan	08516 (x3) R26297	08447 (x2) R521437			76158 < AR49025 61.5x85x9.5 76160 > RE22764 122x146x9.5	
08451 R520583 Cast Iron Pan	08467 (x3) R50397	08447 (x2) R521437	08449 R43751 Turbo			
		08448 (x2) R521438				

‡ Set with valve steam seals-Juego con retenes de válvula-Pochette avec queue de soupapes-mit Ventilschaftabdichtungen
 † Gasket not included in set-Junta no incluida en el juego-Joint non inclus dans la pochette-In den Sätzen nicht enthalten
 * Gasket set without cylinder head gasket-Juego sin junta de culata-Pochette sans joint de culasse-Dichtungssatz ohne Zylinderkopfdichtung

* Oil seal camshaft -Retén árbol de levas -Bague arbre à cames -Nockenwelle -Albero a camme
 à Rotorque - Reapriete - Resserrage-Nachziehen

PASSEND FÜR - SUITABLE TO - ADAPTABLE À:

ADAPTABLE A: JOHN DEERE

Dichtungssatz
Gasket set
Juego de Juntas
Pochette de joints
Serie guarnizioni

Zylinderkopf
Cylinder head
Culata
Culasse
Testata

Zyl.-Kopfhaube
Valve cover
Tapa válvulas
Couvre-culbut.
Punterie













Ltr	Model - Modelo - Modell	PS/KW	Engine/Motor				
6,6	6Cil. ø108 4630 Tractor 1973->1977 639B Excavator 1971-> 644 A Loader 1975-> 644 Loader 1973-> 6600 Combine 1971-> 6600 Combine 1969-> 6600 Combine 1973-> 6602 Combine 1973-> 6602 Combine 1969-> 6602 Combine 1971-> Diesel Turbo	150PS./112KW. 100PS./75KW. 100PS./75KW. 100PS./75KW. 115PS./85KW. 97PS./72KW. 100PS./75KW. 100PS./75KW. 97PS./72KW. 115PS./85KW.	6404A 6404T 6404T 6404T 6404A 6404D 6404T 6404T 6404D 6404A	D30885-80 RG27876 A30885-80 RG27875			
6,6	6Cil. ø108 690 Excavator 1973-> 690A Excavator 1975-> 690B Excavator 1977-> 7020 Tractor 1971->1975 7020 Tractor 1971->1975 7700 Combine 1971-> 7700 Combine 1973-> 7700 Combine 1969-> JD47 Skidder Series 400 1973-> Diesel Turbo	100PS./75KW. 100PS./75KW. 100PS./75KW. 146PS./109KW. 146PS./110KW. 115PS./85KW. 100PS./75KW. 97PS./72KW. 100PS./75KW. -PS./-KW.	6404T 6404T 6404T 6404T 6404A 6404A 6404T 6404D 6404T 6404 T	D30885-80 RG27876 A30885-80 RG27875			
6,6	6Cil. ø108 Series 400 Diesel	-PS./-KW.	6404 A	D30885-80 RG27876 A30885-80 RG27875			
6,8	6Cil. ø106 544J Loader 624EH Loader 643 Buncher 655 C.Loader 670C Grader 690 Excavator 693 Buncher 750 C.Dozer 750C Dozer 755 C.Loader Diesel	-PS./-KW. -PS./-KW. -PS./-KW. -PS./-KW. -PS./-KW. -PS./-KW. -PS./-KW. -PS./-KW. -PS./-KW. -PS./-KW. -PS./-KW.	6414 T 6414 T 6414 T 6414 T 6414 T 6414 T 6414 T 6414 T 6414 T 6414 T 6414 T	D31474-80 RE38852 A31482-80 RE-38555			
6,8	6Cil. ø106 JD544 Loader JD544 Loader JD670 Grader JD755 C.Loader Series 300 Series 300 Diesel	-PS./-KW. -PS./-KW. -PS./-KW. -PS./-KW. 118PS./86KW. 146PS./107KW.	6414 D 6414 T 6414 T 6414 T 6414 D 6414 T	D31474-80 RE38852 A31482-80 RE-38555			




Ölwanne Oil pan Carter aceite Carter d'huile Guarnizioni coppa	Ansaug Intake Admisión Admission Aspirazione	Auspuff Exhaust Escape Échappement Scarico	Auspuffrohr Exhaust pipe Tubo de escape Tayau d'ecgapp Tubo scappamento	Ventilschaft Valve stem Retén de válvula Queue de soupape Stelo della valvola	Wellendichtringe Oil seals Retenes de aceite Bagues antifuite Paraoli	Schraubensätze Bolts set Juego de tornillos Pochette de vis Viti testata
08451 R520583 Cast Iron Pan	08467(x3) R50397	08447(x2) R521437 08448(x2) R521438	08449 R43751 Turbo		76158< AR49025 61.5x85x9.5 76160> RE22764 122x146x9.5	
08451 R520583 Cast Iron Pan	08467(x3) R50397	08447(x2) R521437 08448(x2) R521438	08449 R43751 Turbo		76158< AR49025 61.5x85x9.5 76160> RE22764 122x146x9.5	
08451 R520583 Cast Iron Pan	08467(x3) R50397	08447(x2) R521437 08448(x2) R521438	08449 R43751 Turbo		76158< AR49025 61.5x85x9.5 76160> RE22764 122x146x9.5	
02683 R123354	08714(x2) R134465	81028(x6) R521439	08711 R43751 Turbo		76208< AR67942 57.1x76.2x9.5 77114> RE44574	
02683 R123354	08714(x2) R134465	81028(x6) R521439	08711 R43751 Turbo		76208< AR67942 57.1x76.2x9.5 77114> RE44574	








* Set with valve steam seals-Juego con retenes de válvula-Pochette avec queue de soupapes-mit Ventilschaftabdichtungen
* Gasket not included in set-Junta no incluida en el juego-Joint non inclus dans la pochette-In den Sätzen nicht enthalten
* Gasket set without cylinder head gasket-Juego sin junta de culata-Pochette sans joint de culasse-Dichtungssatz ohne Zylinderkopfdichtung

* Oil seal camshaft -Retén árbol de levas -Bague arbre à cames -Nockenwelle -Albero a camme
à Retorque - Reapriete - Resserage-Nachziehen

GLASER®				Dichtungssatz Gasket set Juego de Juntas Pochette de joints Serie guarnizioni	Zylinderkopf Cylinder head Culata Culasse Testata	Zyl.-Kopfhaube Valve cover Tapa válvulas Couvre-culbut. Punterie				
PASSEND FÜR - SUITABLE TO - ADAPTABLE À: ADAPTABLE A: JOHN DEERE										
Ltr	Model - Modelo - Modell	PS/KW	Engine/Motor							
NEW	6.8 6800 6800 6800 6800 6800 6800 6800 6800 6800 6800 6800	6Cil. ø106 1070D Harvester 1110D Forwarder 1410D Forwarder 1450 Combine 1490D Bundler 1550 Combine 2054 Combine 2054 Harvester 2254 Cane Loader 2254 Combine	-PS./-KW. -PS./-KW. -PS./-KW. -PS./-KW. -PS./-KW. -PS./-KW. -PS./-KW. -PS./-KW. -PS./-KW. -PS./-KW. -PS./-KW.	6068T 6068T 6068T 6068T 6068T 6068T 6068T 6068T 6068H 6068T	D36676-80 RE526672 S36676-80 RE526965	50945-80 R116516	53773 R123543			
	Excep. 6068HL470 -> 6068HL476 Power Tech									
	NEW	6.8 6800 6800 6800 6800 6800 6800 6800 6800 6800 6800	6Cil. ø106 300B Loader 360DC Skidder 360DG Grapple 430B Loader 460DC Skidder 460DG Grapple 4710 Pulverizadora 4990 Windrower 4995 Windrower 540G Skidder	-PS./-KW. -PS./-KW. -PS./-KW. -PS./-KW. -PS./-KW. -PS./-KW. 200PS./149KW. -PS./-KW. -PS./-KW. -PS./-KW.	6068T 6068T 6068T 6068T 6068T 6068T 6068T 6068T 6068T 6068T 6068T	D36676-80 RE526672 S36676-80 RE526965	50945-80 R116516	53773 R123543		
		Power Tech								
		NEW	6.8 6800 6800 6800 6800 6800 6800 6800 6800 6800 6800	6Cil. ø106 544J Loader 548G Grapple 6205 Tractor 6215 Tractor 624EH Loader 624G Loader 6320 Tractor 640E Skidder 640G Skidder 6420 Tractor	-PS./-KW. -PS./-KW. -PS./-KW. -PS./-KW. -PS./-KW. -PS./-KW. -PS./-KW. -PS./-KW. -PS./-KW. -PS./-KW.	6068T 6068T 6068T 6068T 6068T 6068T 6068T 6068T 6068T 6068T	D36676-80 RE526672 S36676-80 RE526965	50945-80 R116516	53773 R123543	
			Power Tech							
			NEW	6.8 6800 6800 6800 6800 6800 6800 6800 6800 6800 6800	6Cil. ø106 648G Grapple 6505 Tractor 6510 Tractor 6515 Tractor 6520 Tractor 653E Buncher 653G Buncher 6603 Tractor 6605 Tractor 6610 Tractor	-PS./-KW. -PS./-KW. -PS./-KW. -PS./-KW. -PS./-KW. -PS./-KW. -PS./-KW. -PS./-KW. 109PS./81KW. 121PS./90KW. 95-PS./71KW.	6068T 6068T 6068T 6068T 6068T 6068T 6068T 6068T 6068T 6068T 6068T	D36676-80 RE526672 S36676-80 RE526965	50945-80 R116516	53773 R123543
				Power Tech						












Oilwanne Oil pan Carter aceite Carter d'huile Guarnizioni coppa	Ansaug Intake Admisión Admission Aspirazione	Auspuff Exhaust Escape Échappement Scarico	Auspuffrohr Exhaust pipe Tubo de escape Tayau d'ecgapp Tubo scappamento	Ventilschaft Valve stem Retén de válvula Queue de soupape Stelo della valvola	Wellendichtringe Oil seals Retenes de aceite Bagues antifuite Paraoli	Schraubensätze Bolts set Juego de tornillos Pochette de vis Viti testata
						
02683 R123354		81028(x6) R521439	08711 R43751	76776(x8)P RE31617 76776(x12)P RE31617	77114> RE44574 77347< RE59810	
02683 R123354		81028(x6) R521439	08711 R43751	76776(x8)P RE31617 76776(x12)P RE31617	77114> RE44574 77347< RE59810	
02683 R123354		81028(x6) R521439	08711 R43751	76776(x8)P RE31617 76776(x12)P RE31617	77114> RE44574 77347< RE59810	
02683 R123354		81028(x6) R521439	08711 R43751	76776(x8)P RE31617 76776(x12)P RE31617	77114> RE44574 77347< RE59810	























GLASER®				Dichtungssatz Gasket set Juego de Juntas Pochette de joints Serie guarnizioni	Zylinderkopf Cylinder head Culata Culasse Testata	Zyl.-Kopfhaube Valve cover Tapa válvulas Couvre-culbut. Punterie					
PASSEND FÜR - SUITABLE TO - ADAPTABLE À: ADAPTABLE A: JOHN DEERE											
Ltr	Model - Modelo - Modell	PS/KW	Engine/Motor								
NEW	6.8 6615 Tractor 6620 Tractor 6715 Tractor 6810 Tractor 6820 Tractor 690 Excavator 6910 Tractor 6910S Tractor 6920 Tractor 6920S Tractor Power Tech	2003-> 2003->	95PS./71KW. -PS./-KW. 105PS./78KW. -PS./-KW. -PS./-KW. -PS./-KW. -PS./-KW. -PS./-KW. -PS./-KW. -PS./-KW. -PS./-KW.	6068T 6068T 6068T 6068T 6068T 6068T 6068T 6068T 6068T 6068T 6068T	D36676-80 RE526672 S36676-80 RE526965	50945-80 R116516	53773 R123543				
	NEW	6.8 700H Oruga 700J Dozer 710D BackHoe 710J Loader 7210 Tractor 7220 Tractor 7320 Tractor 7400 Tractor 7410 Tractor 7420 Tractor Excep. 6068HL470 -> 6068HL476 Power Tech	2003-> 2003-> 1997->2002 2003-> 1997->2002 2003-> 1993->1999 1997->2002 2003->	-PS./-KW. -PS./-KW. -PS./-KW. -PS./-KW. 110PS./82KW. 110PS./82KW. 125PS./93KW. 100PS./75KW. 120PS./90KW. 135PS./100KW.	6068T 6068T 6068D 6068H 6068T 6068T 6068T 6068T 6068T 6068T	D36676-80 RE526672 S36676-80 RE526965	50945-80 R116516	53773 R123543			
		NEW	6.8 7455 Cotton Stripper 7460 Cotton Stripper 750 C.Dozer 750C Dozer 750J Oruga 7510 Tractor 7520 Tractor 7600 Tractor 7610 Tractor 7710 Tractor Power Tech	1999->2002 2003-> 1992->1996 1997->2002 1997->2003	-PS./-KW. -PS./-KW. -PS./-KW. -PS./-KW. 135PS./100KW. 135PS./100KW. 112PS./83KW. 140PS./104KW. 155PS./116KW.	6068T 6068T 6068T 6068T 6068T 6068T 6068T 6068T 6068T 6068T	D36676-80 RE526672 S36676-80 RE526965	50945-80 R116516	53773 R123543		
			NEW	6.8 7810 Tractor 790E Excavator 850J Oruga 9400 Combine 9410 Combine 9540 Cosechadora 9560 Combine 9580 Combine 9935 Cotton Picker 9960 Cosechadora Power Tech	1997->2003	175PS./131KW. -PS./-KW. -PS./-KW. -PS./-KW. -PS./-KW. -PS./-KW. -PS./-KW. -PS./-KW. -PS./-KW. -PS./-KW. -PS./-KW.	6068T 6068T 6068T 6068T 6068T 6068T 6068T 6068T 6068T 6068T 6068T	D36676-80 RE526672 S36676-80 RE526965	50945-80 R116516	53773 R123543	
				NEW	6.8 Gen Gen Gen LX100-2 Loader Excep. 6068HL470 -> 6068HL476 Power Tech		-PS./-KW. -PS./-KW. -PS./-KW. -PS./-KW.	6068D 6068T 6068H 6068D	D36676-80 RE526672 S36676-80 RE526965	50945-80 R116516	53773 R123543







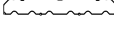

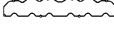


Ölwanne Oil pan Carter aceite Carter d'huile Guarnizioni coppa	Ansaug Intake Admisión Admission Aspirazione	Auspuff Exhaust Escape Échappement Scarico	Auspuffrohr Exhaust pipe Tubo de escape Tayau d'ecgapp Tubo scappamento	Ventilschaft Valve stem Retén de válvula Queue de soupape Stelo della valvola	Wellendichtringe Oil seals Retenes de aceite Bagues antifuite Paraoli	Schraubensätze Bolts set Juego de tornillos Pochette de vis Viti testata
						
02683 R123354		81028(x6) R521439	08711 R43751	76776(x8)P RE31617 76776(x12)P RE31617	77114> RE44574 77347< RE59810	
02683 R123354		81028(x6) R521439	08711 R43751	76776(x8)P RE31617 76776(x12)P RE31617	77114> RE44574 77347< RE59810	
02683 R123354		81028(x6) R521439	08711 R43751	76776(x8)P RE31617 76776(x12)P RE31617	77114> RE44574 77347< RE59810	
02683 R123354		81028(x6) R521439	08711 R43751	76776(x8)P RE31617 76776(x12)P RE31617	77114> RE44574 77347< RE59810	
02683 R123354		81028(x6) R521439	08711 R43751	76776(x8)P RE31617 76776(x12)P RE31617	77114> RE44574 77347< RE59810	



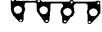



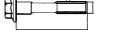
Set with valve steam seals-Juego con retenes de válvula-Pochette avec queue de soupapes-mit Ventilschaftabdichtungen
 P Gasket not included in set-Junta no incluida en el juego-Joint non inclus dans la pochette-In den Sätzen nicht enthalten
 * Gasket set without cylinder head gasket-Juego sin junta de culata-Pochette sans joint de culasse-Dichtungssatz ohne Zylinderkopfdichtung

* Oil seal camshaft -Retén árbol de levas -Bague arbre à cames -Nockenwelle -Albero a camme
 à Retorque - Reapriete - Resserage-Nachziehen

GLASER®				Dichtungssatz Gasket set Juego de Juntas Pochette de joints Serie guarnizioni	Zylinderkopf Cylinder head Culata Culasse Testata	Zyl.-Kopfhaube Valve cover Tapa válvulas Couvre-culbut. Punterie			
PASSEND FÜR - SUITABLE TO - ADAPTABLE A: ADAPTABLE A: JOHN DEERE									
Ltr	Model - Modelo - Modell	PS/KW	Engine/Motor						
NEW	6,8 6800 6800 6800 6800 6800 6800 6800 6800 6800 6800	6Cil. ø106 200LC Excavator 2054 Combine 220LC Excavator 230LC Excavator 270LC Excavator 330LC Excavator 370 Excavator 624H Loader 640G Forestry 644H Loader	-PS./-KW. -PS./-KW. -PS./-KW. -PS./-KW. -PS./-KW. -PS./-KW. -PS./-KW. -PS./-KW. -PS./-KW. -PS./-KW.	6068H Later 6068H Later 6068H Later 6068H Later 6068H Later 6068H Later 6068H Later 6068H Later 6068H Later 6068H Later	D36865-80 RE518152 S36865-80 RE527015	 50945-80 R116516	 83052 R504882		
	Only 6068 HL470->HL476 Power Tech Tier 1 & 2 Tier 2 & 4								
	NEW	6,8 6800 6800 6800 6800 6800 6800 6800 6800 6800 6800	6Cil. ø106 6520 Tractor 2004-> 653G Forestry 670C Grader 672CH Scraper 710G BackHoe 710G Loader 7220 Tractor 2003-> 7320 Tractor 2003-> 7420 Tractor 2003-> 843G Forestry	140PS./104KW. -PS./-KW. -PS./-KW. -PS./-KW. -PS./-KW. 110PS./82KW. 135PS./101KW. 135PS./101KW. -PS./-KW.	6068H Later 6068H Later 6068H Later 6068H Later 6068H Later 6068H Later 6068H Later 6068H Later 6068H Later	D36865-80 RE518152 S36865-80 RE527015	 50945-80 R116516	 83052 R504882	
		Only 6068 HL470->HL476 Power Tech Tier 2 & 4							
		NEW	6,8 6800 6800 6800	6Cil. ø106 843H Forestry 9400 Combine Gen	-PS./-KW. -PS./-KW.	6068H Later 6068H Later 6068H Later	D36865-80 RE518152 S36865-80 RE527015	 50945-80 R116516	 83052 R504882
			Only 6068 HL470->HL476 Power Tech						
			NEW	7,6 7600 7600 7600 7600 7600 7600 7600 7600 7600	6Cil. ø116 4050 Tractor 1983->1988 4055 Tractor 1983->1992 4240 S Tractor 1981->1984 4240 Tractor 1978->1982 644D 646A 6620 Combine 1983-> 740A Series 400 1977->1985	130PS./97KW. 109PS./81KW. 130PS./97KW. 111PS./83KW. -PS./-KW. -PS./-KW. -PS./-KW. -PS./-KW. 138PS./101KW.	6466D 6466D 6466D 6466D 6466D 6466D 6466D 6466D 6466D	D30887-80 RE524396 A30887-80 RE524395	 08443-80 RE47336 Ø 129  08444-80P R66065 Ø 128.8
		Diesel Turbo							





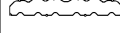

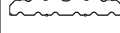

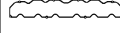

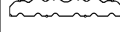
Oliwanne Oil pan Carter aceite Carter d'huile Guarnizioni coppa	Ansaug Intake Admisión Admission Aspirazione	Auspuff Exhaust Escape Échappement Scarico	Auspuffrohr Exhaust pipe Tubo de escape Tayau d'escapp Tubo scappamento	Ventilschaft Valve stem Retén de válvula Queue de soupape Stelo della valvola	Wellendichtringe Oil seals Retenes de aceite Bagues antifuite Paraoli	Schraubensätze Bolts set Juego de tornillos Pochette de vis Viti testata
						
 54768 R521498		 81028(x6) R521439	 08711 R43751	76776(x8) RE31617 Tier 2 & 4	77114> RE44574 77348< RE505515 55.4x84.25x14.48	
 54768 R521498		 81028(x6) R521439	 08711 R43751	76776(x8) RE31617 Tier 2 & 4	77114> RE44574 77348< RE505515 55.4x84.25x14.48	
 54768 R521498		 81028(x6) R521439	 08711 R43751	76776(x8) RE31617 Tier 2 & 4	77114> RE44574 77348< RE505515 55.4x84.25x14.48	
 08451 R520563 Cast Iron Pan  08452 R49377 Aluminium Pan	 08467(x3) R50397  08516(x3) R26297	 08447(x2) R521437  08448(x2) R521438			76158< AR49025 61.5x85x9.5 76160> RE22764 122x146x9.5	

GLASER®				Dichtungssatz Gasket set Juego de Juntas Pochette de joints Serie guarnizioni	Zylinderkopf Cylinder head Culata Culasse Testata	Zyl.-Kopfhaube Valve cover Tapa válvulas Couvre-culbut. Punterie			
PASSEND FÜR - SUITABLE TO - ADAPTABLE A: ADAPTABLE A: JOHN DEERE									
Ltr	Model - Modelo - Modell	PS/KW	Engine/Motor						
7,6	6Cil. ø116 1185 Combine	-PS./-KW.	6076	D31593-80 RE526730					
7600	4055 Tractor 1988->1992	110PS./81KW.	6076	A31593-80 RE524624	08443-80 RE47336 Ø 129	08446 R49866			
7600	4255 Tractor 1988->1992	123PS./92KW.	6076						
7600	4455 Tractor 1988->1992	142PS./106KW.	6076						
7600	4555 Tractor 1988->1992	155PS./116KW.	6076						
7600	4560 Tractor 1992->1994	155PS./116KW.	6076						
7600	4755 Tractor 1989->1991	151PS./113KW.	6076						
7600	4760 Tractor 1991->1994	175PS./130KW.	6076						
7600	4955 Tractor 1988->1992	200PS./149KW.	6076						
7600	4960 Tractor 1991->1994	200PS./149KW.	6076						
	Diesel Turbo								
7,6	6Cil. ø116 540E Skidder	-PS./-KW.	6076	D31593-80 RE526730					
7600	540G Skidder	-PS./-KW.	6076	A31593-80 RE524624	08443-80 RE47336 Ø 129	08446 R49866			
7600	548E Grapple	-PS./-KW.	6076						
7600	548G Grapple	-PS./-KW.	6076						
7600	6076-AG Estatico	190PS./140KW.	6076 T						
7600	6076-AG Estatico	240PS./177KW.	6076 A						
7600	6076-AG Estatico	260PS./192KW.	6076 H						
7600	640E Skidder	-PS./-KW.	6076						
7600	640G Skidder	-PS./-KW.	6076						
7600	648E Grapple	-PS./-KW.	6076						
	Diesel Turbo								
7,6	6Cil. ø116 648G Grapple	-PS./-KW.	6076	D31593-80 RE526730					
7600	740E Skidder	-PS./-KW.	6076	A31593-80 RE524624	08443-80 RE47336 Ø 129	08446 R49866			
7600	740G Skidder	-PS./-KW.	6076						
7600	748G Grapple	-PS./-KW.	6076						
7600	7700 Combine 1992->1996	126PS./94KW.	6076						
7600	7700 Tractor 1992->1996	126PS./94KW.	6076						
7600	7800 Tractor 1992->1996	147PS./109KW.	6076						
7600	8100 Tractor 1994->1998	160PS./119KW.	6076						
7600	8200 Tractor 1994->1998	180PS./134KW.	6076						
7600	8300 Tractor 1994->1998	200PS./149KW.	6076						
	Diesel Turbo								
7,6	6Cil. ø116 8560 Tractor	198PS./148KW.	6076	D31593-80 RE526730					
7600	8570 Tractor 1989->1993	250PS./186KW.	6076	A31593-80 RE524624	08443-80 RE47336 Ø 129	08446 R49866			
7600	9500 Combine 1993->1996	-PS./-KW.	6076						
7600	9600 Combine -->	-PS./-KW.	6076						
7600	9960 Cotton Picker 1990->	-PS./-KW.	6076						
7600	9965 Cotton Picker 1995->	-PS./-KW.	6076						
7600	Series 400	260PS./192KW.	6076 H						
7600	Series 400	190PS./140KW.	6076 T						
7600	Series 400	240PS./177KW.	6076 A						
	Diesel Turbo								



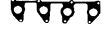



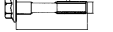
Ölwanne Oil pan Carter aceite Carter d'huile Guarnizioni coppa	Ansaug Intake Admisión Admission Aspirazione	Auspuff Exhaust Escape Échappement Scarico	Auspuffrohr Exhaust pipe Tubo de escape Tayau d'ecgapp Tubo scappamento	Ventilschaft Valve stem Retén de válvula Queue de soupape Stelo della valvola	Wellendichtringe Oil seals Retenes de aceite Bagues antifuile Paraoli	Schraubensätze Bolts set Juego de tornillos Pochette de vis Viti testata
						
08451 R520583 Cast Iron Pan	51335(x3) R130573	08447(x2) R521437 08448(x2) R521438	08711 R43751 Turbo 51334 R92097 Turbo	76790(x6)P R102882	76158< AR49025 61.5x85x9.5 76160> RE22764 122x146x9.5	
08452 R49377 Aluminium Pan	51335(x3) R130573	08447(x2) R521437 08448(x2) R521438	08711 R43751 Turbo 51334 R92097 Turbo	76790(x6)P R102882	76158< AR49025 61.5x85x9.5 76160> RE22764 122x146x9.5	
08451 R520583 Cast Iron Pan	51335(x3) R130573	08447(x2) R521437 08448(x2) R521438	08711 R43751 Turbo 51334 R92097 Turbo	76790(x6)P R102882	76158< AR49025 61.5x85x9.5 76160> RE22764 122x146x9.5	
08452 R49377 Aluminium Pan	51335(x3) R130573	08447(x2) R521437 08448(x2) R521438	08711 R43751 Turbo 51334 R92097 Turbo	76790(x6)P R102882	76158< AR49025 61.5x85x9.5 76160> RE22764 122x146x9.5	

PASSEND FÜR - SUITABLE TO - ADAPTABLE A:





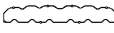

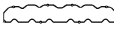

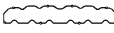

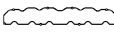
ADAPTABLE A: JOHN DEERE



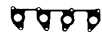




Ltr	Model - Modelo - Modell	PS/KW	Engine/Motor				
7,6 7600	6Cil. ø116			D30886-80 RG27883			
	4050 Tractor	1983->1988	130PS./97KW.				6466T
	4050 Tractor	1983->1988	130PS./97KW.				6466A
	4250 Tractor	1983->1988	121PS./90KW.				6466T
	4350 Tractor	1985->1993	138PS./103KW.				6466T
	4440 Tractor	1978->1982	130PS./97KW.				6466T
	4450 Tractor	1983->1988	140PS./105KW.				6466T
	4640 Tractor	1978->1982	156PS./117KW.				6466T
	4640 Tractor	1978->1982	156PS./117KW.				6466A
	4650 Tractor	1983->1988	165PS./124KW.				6466A
	4755 Tractor	1989->1991	175PS./130KW.				6466A
		Diesel Turbo					
7,6 7600	6Cil. ø116			D30886-80 RG27883			
	4760 Tractor	1991->1994	175PS./130KW.				6466A
	4840 Tractor	1978->1982	181PS./135KW.				6466A
	4840 Tractor	1978->1982	181PS./135KW.				6466T
	4850 Tractor	1983->1988	193PS./144KW.				6466A
	4955 Tractor	1988->1992	200PS./149KW.				6466A
	4960 Tractor	1991->1994	200PS./149KW.				6466A
	5720 Forage H.	1982->	-PS./-KW.				6466A
	5720 Forage H.	1982->	-PS./-KW.				6466T
	5730 Forage H.	1982->	-PS./-KW.				6466A
	644C	1982->	-PS./-KW.				6466A
		Diesel Turbo					
7,6 7600	6Cil. ø116			D30886-80 RG27883			
	6620 Combine	1982->	-PS./-KW.				6466T
	6622 Combine	1982->	-PS./-KW.				6466T
	690 Excavator	1982->	175PS./130KW.				6466A
	762A	1982->	-PS./-KW.				6466A
	762B	1982->	-PS./-KW.				6466A
	770A	1982->	-PS./-KW.				6466A
	770B	1982->	-PS./-KW.				6466A
	7720 Combine	1982->	-PS./-KW.				6466T
	8430 Tractor	1975->1978	178PS./133KW.				6466T
	8430 Tractor	1975->1978	178PS./133KW.				6466A
		Diesel Turbo					
7,6 7600	6Cil. ø116			D30886-80 RG27883			
	8440 Tractor	1979->1982	180PS./134KW.				6466A
	8440 Tractor	1979->1982	215PS./160KW.				6466T
	8450 Tractor	1982->1988	225PS./168KW.				6466T
	8450 Tractor	1982->1988	225PS./168KW.				6466A
	8560 Tractor	1989->1993	198PS./148KW.				6466A
	8820 Combine	1982->	-PS./-KW.				6466A
	8820 Combine	1982->	-PS./-KW.				6466T
	9940 Cotton Picker	1982->	-PS./-KW.				6466T
	9940 Cotton Picker	1982->	-PS./-KW.				6466A
	9950 Cotton Picker	1982->	-PS./-KW.				6466A
		Diesel Turbo					




‡ Set with valve steam seals-Juego con retenes de válvula-Pochette avec queue de soupapes-mit Ventilschaftabdichtungen
 † Gasket not included in set-Junta no incluida en el juego-Joint non inclus dans la pochette-In den Sätzen nicht enthalten
 * Gasket set without cylinder head gasket-Juego sin junta de culata-Pochette sans joint de culasse-Dichtungssatz ohne Zylinderkopfdichtung








Oil pan Oil pan Carter aceite Carter d'huile Guarnizioni coppa	Ansaug Intake Admisión Admission Aspirazione	Auspuff Exhaust Escape Échappement Scarico	Auspuffrohr Exhaust pipe Tubo de escape Tayau d'ecgapp Tubo scappamento	Ventilschaft Valve stem Retén de válvula Queue de soupape Stelo della valvola	Wellendichtringe Oil seals Retenes de aceite Bagues antifuile Paraoli	Schraubensätze Bolts set Juego de tornillos Pochette de vis Viti testata
						
08451 R520583 Cast Iron Pan	08467 (x3) R50397	08447 (x2) R521437 08448 (x2) R521438	08449 R43751 Turbo		76158 < AR49025 61.5x85x9.5 76160 > RE22764 122x146x9.5	
08452 R49377 Aluminium Pan	08467 (x3) R50397	08447 (x2) R521437 08448 (x2) R521438	08449 R43751 Turbo		76158 < AR49025 61.5x85x9.5 76160 > RE22764 122x146x9.5	
08451 R520583 Cast Iron Pan	08467 (x3) R50397	08447 (x2) R521437 08448 (x2) R521438	08449 R43751 Turbo		76158 < AR49025 61.5x85x9.5 76160 > RE22764 122x146x9.5	
08452 R49377 Aluminium Pan	08467 (x3) R50397	08447 (x2) R521437 08448 (x2) R521438	08449 R43751 Turbo		76158 < AR49025 61.5x85x9.5 76160 > RE22764 122x146x9.5	
















‡ Oil seal camshaft -Retén árbol de levas -Bague arbre à cames -Nockenwelle -Albero a camme
 † Retorque - Reapriete - Resserage-Nachziehen











GLASER®				Dichtungssatz Gasket set Juego de Juntas Pochette de joints Serie guarnizioni	Zylinderkopf Cylinder head Culata Culasse Testata	Zyl.-Kopfhaube Valve cover Tapa válvulas Couvre-culbut. Punterie		
PASSEND FÜR - SUITABLE TO - ADAPTABLE À: ADAPTABLE A: JOHN DEERE								
Ltr	Model - Modelo - Modell	PS/KW	Engine/Motor					
7,6	6Cil. ø116			D30886-80 RG27883				
	7600	Series 500	1977->1985				185PS./137KW.	6466T
7600	Series 500	1977->1990	233PS./172KW.	A30886-80 RG27877	08443-80 RE47336 Ø 129	08446 R49866		
	Diesel							
8,1	6Cil. ø116			D36854-80 RE527550				
	8100	2256 Combine					6081T	
	8100	2258 Combine					6081T	
	8100	2266 Combine					6081T	
	8100	330CR Excavator	1999->				235PS./173KW.	6081T
	8100	330LC Excavator					235PS./173KW.	6081T
	8100	370 Excavator					221PS./163KW.	6081T
	8100	530B Loader						6081T
	8100	560D Skidder						6081T
	8100	608 Buncher						6081T
8100	644 Loader			6081T				
	Power Tech							
8,1	6Cil. ø116			D36854-80 RE527550				
	8100	660D Skidder					6081T	
	8100	6650 F.Harvester					-PS./-KW.	6081T
	8100	6710 F.Harvester					-PS./-KW.	6081T
	8100	724J Cargador	1999->				250PS./184KW.	6081H
	8100	740G Skidder					180PS./134KW.	6081H
	8100	742J Loader						6081T
	8100	753G Harvester						6081H
	8100	762 Scraper						6081T
	8100	770D Ind.					165PS./123KW.	6081H
8100	7710 Tractor		-PS./-KW.	6081T				
	Power Tech							
8,1	6Cil. ø116			D36854-80 RE527550				
	8100	7810 Tractor	1997->2003				175PS./130KW.	6081H
	8100	7820 Tractor	2004->2006				185PS./138KW.	6081H
	8100	7920 Tractor					175PS./130KW.	6081H
	8100	8100 Tractor					175PS./130KW.	6081H
	8100	8110 Tractor					175PS./130KW.	6081H
	8100	8120 Tractor					175PS./130KW.	6081H
	8100	8200 Tractor					175PS./130KW.	6081H
	8100	8210 Tractor					175PS./130KW.	6081H
	8100	8220 Tractor					229PS./171KW.	6081H
8100	8220T Tractor		229PS./171KW.	6081H				
	Diesel Power Tech Tractor							





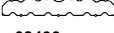
Oilwanne Oil pan Carter aceite Carter d'huile Guarnizioni coppa	Ansaug Intake Admisión Admission Aspirazione	Auspuff Exhaust Escape Échappement Scarico	Auspuffrohr Exhaust pipe Tubo de escape Tayau d'ecgapp Tubo scappamento	Ventilschaft Valve stem Retén de válvula Queue de soupape Stelo della valvola	Wellendichtringe Oil seals Retenes de aceite Bagues antifuite Paraoli	Schraubensätze Bolts set Juego de tornillos Pochette de vis Viti testata
						
08451 R520583 Cast Iron Pan	08467(x3) R50397	08447(x2) R521437 08448(x2) R521438	08449 R43751 Turbo		76158< AR49025 61.5x85x9.5 76160> RE22764 122x146x9.5	
08452 R49377 Aluminium Pan						
54774 R521228 Aluminium Pan	51335(x3) R130573	81835(x2) RE62776	08711 R43751	76790(x6)P R102882	76158< AR49025 61.5x85x9.5 77450> RE520036	
	88954(x3) R120646	81836(x2) RE62777				
54774 R521228 Aluminium Pan	51335(x3) R130573	81835(x2) RE62776	08711 R43751	76790(x6)P R102882	76158< AR49025 61.5x85x9.5 77450> RE520036	
	88954(x3) R120646	81836(x2) RE62777				
54774 R521228 Aluminium Pan	51335(x3) R130573	81835(x2) RE62776	08711 R43751	76790(x6)P R102882	76158< AR49025 61.5x85x9.5 77450> RE520036	
	88954(x3) R120646	81836(x2) RE62777				



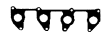




GLASER®				Dichtungssatz Gasket set Juego de Juntas Pochette de joints Serie guarnizioni	Zylinderkopf Cylinder head Culata Culasse Testata	Zyl.-Kopfhaube Valve cover Tapa válvulas Couvre-culbut. Punterie					
PASSEND FÜR - SUITABLE TO - ADAPTABLE A: ADAPTABLE A: JOHN DEERE											
Ltr	Model - Modelo - Modell	PS/KW	Engine/Motor								
NEW	8,1 8100 8100 8100 8100 8100 8100 8100 8100 8100 8100	6Cil. ø116 8300 Tractor 8310 Tractor 8320 Tractor 8400 Tractor 8420 Tractor 850C Dozer 850J Topadora 870D Ind. 9450 Combine 9510/SH Combine	261PS./193KW. 249PS./193KW. 215PS./160KW. 235PS./175KW. 185PS./138KW. 180PS./134KW. -PS./-KW. -PS./-KW.	6081H 6081H 6081H 6081H 6081H 6081H 6081H 6081H 6081H 6081H	D36854-80 RE527550 A36854-80 RE527549 R36854 AR98850	50825-80 RE55475 Ø 128.8	08446 R49866				
	NEW	8,1 8100 8100 8100 8100 8100 8100 8100 8100 8100	6Cil. ø116 9550/SH Combine 9560 Combine 9580 Combine 9610 Combine 9640 Combine 9650 Cosechadora 9650/CTS/STS 9660 Combine 9750 STS Cosechadora 9860 Combine	290PS./213KW. 358PS./242KW. 340PS./250KW.	6081T 6081T 6081T 6081T 6081T 6081T 6081T 6081T 6081T 6081T	D36854-80 RE527550 A36854-80 RE527549 R36854 AR98850	50825-80 RE55475 Ø 128.8	08446 R49866			
		NEW	8,1 8100 8100 8100	6Cil. ø116 9960 Cosechadora 9970 Cotton Picker CTS 2 Combine Gen Gen	305PS./225KW. 250PS./166KW. -PS./-KW. 170PS./125KW. 190PS./140KW.	6081H 6081H 6081T 6081T 6081T	D36854-80 RE527550 A36854-80 RE527549 R36854 AR98850	50825-80 RE55475 Ø 128.8	08446 R49866		
			NEW	8,1 8100 8100 8100 8100 8100 8100 8100 8100	6Cil. ø116 330CR Excavator 330LC Excavator 370 Excavator 4920 Spayer 608 Buncher 644 Loader 703G Buncher 703G Harvester 703J Buncher 703J Harvester	235PS./173KW. 235PS./175KW. -PS./-KW. 221PS./163KW.	6081H Late 6081H Late 6081H Late 6081H Late 6081H Late 6081H Late 6081H Late 6081H Late 6081H Late 6081H Late	D36804-80 RE527552 A36804-80 RE527551 R36854 AR98850	50825-80 RE55475 Ø 128.8	83050 R502719 83051 R502598	
				NEW	8,1 8100 8100 8100 8100 8100 8100 8100 8100 8100	6Cil. ø116 753G Harvester 753J Buncher 753J Harvester 759G Buncher 759G Harvester 759J Buncher 759J Harvester 770D Ind. 772D Ind. 7820 Tractor	180PS./134KW. 165PS./123KW. 165PS./123KW. 185PS./138KW.	6081H Late 6081H Late 6081H Late 6081H Late 6081H Late 6081H Late 6081H Late 6081H Late 6081H Late 6081H Late	D36804-80 RE527552 A36804-80 RE527551 R36854 AR98850	50825-80 RE55475 Ø 128.8	83050 R502719 83051 R502598

Ölwanne Oil pan Carter aceite Carter d'huile Guarnizioni coppa	Ansaug Intake Admisión Admission Aspirazione	Auspuff Exhaust Escape Échappement Scarico	Auspuffrohr Exhaust pipe Tubo de escape Tayau d'ecgapp Tubo scappamento	Ventilschaft Valve stem Retén de válvula Queue de soupape Stelo della valvola	Wellendichtringe Oil seals Retenes de aceite Bagues antifuile Paraoli	Schraubensätze Bolts set Juego de tornillos Pochette de vis Viti testata
						
54774 R521228 Aluminium Pan	51335(x3) R130573	81835(x2) RE62776	08711 R43751	76790(x6)P R102882	76158< AR49025 61.5x85x9.5 77450> RE520036	
54774 R521228 Aluminium Pan	51335(x3) R130573	81835(x2) RE62776	08711 R43751	76790(x6)P R102882	76158< AR49025 61.5x85x9.5 77450> RE520036	
54774 R521228 Aluminium Pan	51335(x3) R130573	81835(x2) RE62776	08711 R43751	76790(x6)P R102882	76158< AR49025 61.5x85x9.5 77450> RE520036	
54773 R125855 Cast Iron Pan	51335(x3) R130573	81835(x2) RE62776	08711 R43751	76790(x6)P R102882	76158< AR49025 61.5x85x9.5 77450> RE520036	
54774 R521228 Aluminium Pan	51335(x3) R130573	81835(x2) RE62776	51334 R92097 Turbo			
54773 R125855 Cast Iron Pan	51335(x3) R130573	81835(x2) RE62776	08711 R43751	76790(x6)P R102882	76158< AR49025 61.5x85x9.5 77450> RE520036	
54774 R521228 Aluminium Pan	51335(x3) R130573	81835(x2) RE62776	51334 R92097 Turbo			

GLASER®				Dichtungssatz Gasket set Juego de Juntas Pochette de joints Serie guarnizioni	Zylinderkopf Cylinder head Culata Culasse Testata	Zyl.-Kopfhaube Valve cover Tapa válvulas Couvre-culbut. Punterie				
PASSEND FÜR - SUITABLE TO - ADAPTABLE A: ADAPTABLE A: JOHN DEERE										
Ltr	Model - Modelo - Modell	PS/KW	Engine/Motor							
NEW	8,1 8100 8100 8100 8100 8100 8100 8100 8100 8100 8100	6Cil. ø116 7920 Tractor 8120 Tractor 8120T Tractor 8220 Tractor 8220T Tractor 8320 Tractor 8320T Tractor 8420 Tractor 8420T Tractor 8520 Tractor Power Tech	175PS./130KW. 175PS./130KW. 175PS./130KW. 229PS./171KW. 229PS./171KW. 215PS./160KW. 249PS./193KW. 235PS./175KW. -PS./-KW. 235PS./175KW.	6081H Late 6081H Late 6081H Late 6081H Late 6081H Late 6081H Late 6081H Late 6081H Late 6081H Late 6081H Late	D36804-80 RE527552 A36804-80 RE527551 R36854 AR98850	 50825-80 RE55475 Ø 128,8	 83050 R502719  83051 R502598			
	NEW	8,1 8100 8100 8100 8100 8100 8100 8100 8100 8100	6Cil. ø116 8520T Tractor 853J Buncher 853J Harvester 870D Ind. 872D Ind. 903J Buncher 903J Harvester 909J Buncher 909JH Harvester 953J Buncher Power Tech	235PS./175KW. 180PS./134KW. 180PS./134KW.	6081H Late 6081H Late 6081H Late 6081H Late 6081H Late 6081H Late 6081H Late 6081H Late 6081H Late 6081H Late	D36804-80 RE527552 A36804-80 RE527551 R36854 AR98850	 50825-80 RE55475 Ø 128,8	 83050 R502719  83051 R502598		
		NEW	8,1 8100 8100	6Cil. ø116 953J Harvester 9560 Combine 959J Buncher Power Tech	6081H Late 6081H Late 6081H Late	D36804-80 RE527552 A36804-80 RE527551 R36854 AR98850	 50825-80 RE55475 Ø 128,8	 83050 R502719  83051 R502598		
			8,7	8700 8700 8700 8700 8700 8700 8700	6Cil. ø120 770 Grader 770A 772A Grader JD644B Loader JD646 Compactor JD646B Compactor Series 500 Series 500 Diesel	240PS./176KW. 240PS./176KW. 240PS./176KW. 240PS./176KW. 240PS./176KW. 240PS./176KW. 240PS./120KW. 240PS./120KW.	6531 T 6531 T 6531 T 6531 T 6531 T 6531 T 6531 T 6531 A	D32192-80 AR67510 A32192-80 RE17050 R32192 AR53100	 50113-80 R78513 Ø 137,8	 08493 R74365
				10,1	10100 10100 10100 10100 10100 10100 10100 10100 10100 10100	6Cil. ø130 5460 F.Harvester 5820 F.Harvester 5830 F.Harvester 850C Dozer 855 Loader 8630 Tractor 8640 Tractor 8650 Tractor 890 Excavator 992 Excavator Diesel	275PS./205KW. 275PS./205KW. 275PS./205KW. 275PS./205KW. 275PS./205KW. 275PS./205KW. 275PS./205KW. 290PS./216KW. 275PS./205KW. 275PS./205KW.	6619 A/T 6619 A/T 6619 A/T 6619 A/T 6619 A/T 6619 A/T 6619 A/T 6619 A/T 6619 A/T 6619 A/T	D30888-80 RE524373 A30888-80 RE524331 A30888-80 RE524331	 08442-80 RE34009 Ø 143,8

Ölwanne Oil pan Carter aceite Carter d'huile Guarnizioni coppa	Ansaug Intake Admisión Admission Aspirazione	Auspuff Exhaust Escape Échappement Scarico	Auspuffrohr Exhaust pipe Tubo de escape Tayau d'ecgapp Tubo scappamento	Ventilschaft Valve stem Retén de válvula Queue de soupape Stelo della valvola	Wellendichtringe Oil seals Retenes de aceite Bagues antifuile Paraoli	Schraubensätze Bolts set Juego de tornillos Pochette de vis Viti testata
						
54773 R125855 Cast Iron Pan	51335(x3) R130573	81835(x2) RE62776	08711 R43751	76790(x6)P R102882	76158< AR49025 61.5x85x9.5 77450> RE520036	
54774 R521228 Aluminium Pan	88954(x3) R120646	81836(x2) RE62777	51334 R92097 Turbo			
54773 R125855 Cast Iron Pan	51335(x3) R130573	81835(x2) RE62776	08711 R43751	76790(x6)P R102882	76158< AR49025 61.5x85x9.5 77450> RE520036	
54774 R521228 Aluminium Pan	88954(x3) R120646	81836(x2) RE62777	51334 R92097 Turbo			
54773 R125855 Cast Iron Pan	51335(x3) R130573	81835(x2) RE62776	08711 R43751	76790(x6)P R102882	76158< AR49025 61.5x85x9.5 77450> RE520036	
54774 R521228 Aluminium Pan	88954(x3) R120646	81836(x2) RE62777	51334 R92097 Turbo			
54813 R56325	08483(x3) R520521	08487(x2) R86455  08488(x2) R86454	08711 R43751 Turbo		76158< AR49025 61.5x85x9.5 76174> RE13310 152x180x13	
08495 R520584	08483(x3) R520521  08492(x2) R40088	08487(x2) R86455  08488(x2) R86454	08711 R43751		76158< AR49025 61.5x85x9.5 76174> RE13310 152x180x13	

GLASER®				Dichtungssatz Gasket set Juego de Juntas Pochette de joints Serie guarnizioni	Zylinderkopf Cylinder head Culata Culasse Testata	Zyl.-Kopfhaube Valve cover Tapa válvulas Couvre-culbut. Punterie
PASSEND FÜR - SUITABLE TO - ADAPTABLE À: ADAPTABLE A: JOHN DEERE						
Ltr	Model - Modelo - Modell	PS/KW	Engine/Motor			
10,1	6Cil. ø130			D30888-80 RE524373		
10100	JD762 Scraper	1977->1984	275PS./205KW.	6619 A/T		
10100	JD860 Scraper	1977->1984	275PS./205KW.	6619 A/T		
10100	JD862 Scraper	1977->1984	275PS./205KW.	6619 A/T		
10100	Series 500		301PS./221KW.	6619 T		
10100	Series 500		159PS./118KW.	6619 A		
	Diesel					

Ölwanne Oil pan Carter aceite Carter d'huile Guarnizioni coppa	Ansaug Intake Admisión Admission Aspirazione	Auspuff Exhaust Escape Échappement Scarico	Auspuffrohr Exhaust pipe Tubo de escape Tayau d'ecgapp Tubo scappamento	Ventilschaft Valve stem Retén de válvula Queue de soupape Stelo della valvola	Wellendichtringe Oil seals Retenes de aceite Bagues antifuíte Paraoli	Schraubensätze Bolts set Juego de tornillos Pochette de vis Viti testata
						
08495 R520584	08483 (x3) R520521	08487 (x2) R86455	08711 R43751		76158 < AR49025 61.5x85x9.5 76174 > RE13310 152x180x13	
	08492 (x2) R40086	08488 (x2) R86454				